



2020-21 MEN'S BASKETBALL GAME NOTES

GAME 18 • #2 ALABAMA • NCAA TOURNAMENT FIRST ROUND • SATURDAY, MARCH 20, 2021

4 p.m. • Indianapolis, Ind. • Hinkle Fieldhouse • TBS (Andrew Catalon, Steve Lappas & AJ Ross)



Westwood One (Brandon Gaudin & Dan Dickau) Westwood One

@ICGael, @IonaGaelMBB, #CMBB #GaelNation

2020-21 SCHEDULE/RESULTS

Overall: 12-5 H: 4-2 A: 4-3 N: 4-0 MAAC: 6-3

Date	Day	Opponent	Time/Result
N 30	Mon	at Seton Hall (FS1)	L, 64-86
D 5	Sat	at Hofstra (FloSports)	W, 82-74
D 8	Tue	MORGAN STATE (ESPN3)	L, 72-83
D 11	Fri	at Fairfield* (ESPN+)	W, 70-42
D 12	Sat	at Fairfield* (ESPN+)	L, 52-67
D 18	Fri	at Rider* (ESPN+)	W, 70-54
D 19	Sat	at Rider* (ESPN+)	W, 72-64
D 23	Wed	COPPIN STATE (ESPN+)	W, 85-65
F 12	Fri	MANHATTAN* (ESPN+)	W, 85-67
F 13	Sat	MANHATTAN* (ESPN+)	L, 70-77
F 17	Wed	at Quinnipiac* (ESPN+)	L, 70-74
F 19	Fri	MONMOUTH* (ESPN+)	W, 91-86
F 20	Sat	MONMOUTH* (ESPN+)	W, 88-65

MAAC Championship - Atlantic City, NJ - No. 9 Seed

M 9	Tue	#8 Quinnipiac (ESPN+)	W, 72-48
M 10	Wed	#1 Siena (ESPN+)	W, 55-52
M 12	Fri	#5 Niagara (ESPNEWS)	W, 70-64
M 13	Sat	#7 Fairfield (ESPN+)	4 p.m.

NCAA Championship - East Region Indianapolis, IN - No. 15 Seed

M 20	Sat	#2 Alabama (TBS)	4 p.m.
M 22	Mon	#7 UConn/#10 Maryland (TBD)	TBD

Home events in CAPS & BOLD; MAAC Games noted by an asterisk



The No. 15 seed Iona College men's basketball team (12-5) takes on No. 2 Alabama (24-6, AP/USAT #5) in the first round of the 2021 NCAA Tournament at Hinkle Fieldhouse in Indianapolis, Indiana at 4 p.m. on TBS.

IONA IN THE NCAA TOURNAMENT

Officially, Iona is 0-13 all-time in the NCAA Tournament after its 1980 appearance was vacated due to violations. The Gaels has had a couple heartbreaking defeats in tournament play, including a six-point loss to BYU in 2012, two-point defeats vs. Ole Miss in 2001 and Syracuse in 1998 and back-to-back one point losses to Virginia and Loyola (Ill.) in 1984 and 1985.

IONA VS. ALABAMA - SERIES HISTORY

The two teams meet for the second time in history and first time since 1989. The Crimson Tide doubled up the Gaels 78-39 at the Cable Car Classic at Santa Clara University on December 29, 1989.

IONA VERSUS THE SOUTHEASTERN CONFERENCE

Iona is 6-19 all-time vs. current Southeastern Conference opponents following a loss at Arkansas in 2014. The Gaels had lost 12 in a row prior to an upset win at Georgia on December 15, 2012. Kentucky has been Iona's most frequent foe with six games (0-6). The Gaels also have wins vs. Auburn, Florida, Ole Miss, South Carolina and Texas A&M.

WHY NINE? DRIVE FOR FIVE!

- Despite owning the second-best winning percentage in the conference, due to this season's tiebreaker, the Gaels served as the No. 9 seed at the MAAC Championship and became the lowest seed in the history of the tournament to come out victorious.
- With the 2020 Championship canceled before completion last year due to the COVID-19 pandemic, Iona extended its MAAC Tournament winning streak to five with its win last weekend.

Iona vs. Alabama

Overall: 0-0 (.000) (Rick Pitino, 10-2)
Home: 0-0
Away: 0-0
Neutral: 0-1

ALL-TIME SERIES

Date	W-L	Score	Site
12/29/89	L	39-78	N
1 game			
Iona	39 pts	39.9 ppg	
Alabama	78 pts	78.0 ppg	

Iona vs. SEC

Team	W-L	Last Meet
Alabama	0-1	12/29/89
Arkansas	0-1	11/30/14
Auburn	1-1	12/9/78
Florida	1-0	12/20/85
Georgia	1-0	12/15/12
Kentucky	0-6	12/23/05
LSU	0-2	3/16/06
Missouri	0-0	
Mississippi St.	0-0	
Ole Miss	1-1	3/16/01
South Carolina	1-1	1/14/87
Tennessee	0-2	12/29/90
Texas A&M	1-2	12/21/87
Vanderbilt	0-2	12/31/07
TOTALS	9-16	

2020-21 IONA GAELS AT A GLANCE

#	Name	Cl.	Pos.	Ht.	Wt.	PPG	RPG	APG	Of Note
Starters (based on last game's starting five)									
0	Berrick JeanLouis	Jr.	G	6-4	195	8.2	5.6	1.8	MAAC All-Tourney... Uber-athletic wing... Leads MAAC with 2.3 spg... 13p in MAAC QF vs. SIE
2	Asante Gist	Sr.	G	5-10	185	13.3	2.1	3.7	MAAC Tournament MVP...Leads MAAC with 88.9 FT%... Ranks No. 3 with 3.7 apg
11	Dwayne Koroma	Fr.	F	6-7	190	2.8	3.5	1.2	Talented rookie prospect... Has started last nine games... Season bests 10p 2x vs. QUI
20	Isaiah Ross	Sr.	G	6-3	200	18.4	3.8	1.5	All-MAAC First Team... 3x MAAC POW (12/7, 12/21, 12/28)... Leads MAAC in scoring
23	Nelly Junior Joseph	Fr.	F	6-9	230	11.4	7.6	1.3	MAAC Rookie of the Year... 4x ROW (12/7, 21, 28, 2/15)... Leads MAAC rookies in PPG, RPG, FG%, BPG
Off the Bench									
1	Colton Cashaw	Sr.	G	6-2	185	0.5	0.4	0.5	Back up point guard... Converted first field goal vs. Monmouth Feb. 19
3	Ryan Myers	Fr.	G	6-0	170	6.1	1.5	1.0	Five double-digit point efforts... 10.0 ppg, 2.2 3FG/g, 61.5 FG%, 61.1 3FG in last 3 reg. seas. GP
4	Parker Weiss	So.	G	6-2	175	0.5	0.1	0.0	Second-year walk-on from Florida... Has converted both FGA this season
5	Tahlik Chavez	So.	G	6-1	160	3.2	1.2	0.8	Tremendous shooter with great range... Scoring guard that will see point guard minutes
12	Jordan Brooks	Fr.	G	6-4	190	0.0	0.0	0.0	Rookie walk-on from Kentucky... Son of former Rick Pitino player/assistant Delray Brooks
13	Omar Rowe	Fr.	G	6-5	185	0.7	0.6	0.1	New York product that played scholastically in Conn. and prep down South
15	Johan Crafoord	Fr.	F	6-8	230	0.7	0.3	0.3	Tough inside presence who will push for time in Iona's deep front court
24	Dylan van Eyck	Sr.	F	6-8	210	7.3	6.5	2.4	Four games with 10+ rebounds... Averaged 13.0 ppg, 8.0 rpg, 4.5 apg in 2 GP vs. Monmouth
44	James Carey	So.	G	5-10	160	0.5	0.0	0.0	Sophomore walk-on... Played rookie year at Gettysburg College (PA)... Scored first Iona pts vs. MON
50	Trey James	Fr.	F	6-10	240	0.5	1.0	0.0	2021 recruit, joined Iona a year early after graduating HS in December.. Made debut vs. MON
55	Osborn Shema	So.	F	7-0	200	3.4	3.8	0.6	One of Iona's top recruits for 2020-21... Made season debut vs. MAN... Grabbed 10r vs. MON/QUI



2020-21 MAAC STANDINGS*

SCHOOL	MAAC			OVERALL		
	W	L	PCT	W	L	PCT
1. Siena	12	4	.750	12	5	.706
2. Monmouth	12	6	.667	12	8	.600
3. Saint Peter's	10	8	.556	14	11	.560
4. Marist	10	8	.556	12	9	.571
5. Niagara	7	9	.438	9	11	.450
6. Canisius	7	5	.583	7	6	.538
7. Fairfield	7	11	.389	10	17	.370
8. Quinnipiac	7	10	.412	9	13	.409
9. IONA	6	3	.667	12	5	.706
10. Manhattan	6	12	.333	7	13	.350
11. Rider	5	13	.278	6	17	.261

* - Total wins dictate MAAC Championship seeding

2021 MAAC POSTSEASON SCHEDULE

NCAA Championship

First Round

East Region

Indianapolis, Indiana

Saturday, March 20, 2021

No. 15 Iona vs. No. 2 Alabama (TBS) 4 p.m.



GAELS IN NCAA TOURNAMENT

Team	Opponent	Result
3/22/19	North Carolina	L, 73-88
3/15/18	Duke	L, 67-89
3/17/17	Oregon	L, 77-93
3/17/16	Iowa State	L, 81-94
3/22/13	Ohio State	L, 70-95
3/13/12	BYU	L, 72-78
3/16/06	LSU	L, 64-80
3/16/01	Ole Miss	L, 70-72
3/16/00	Maryland	L, 59-74
3/13/98	Syracuse	L, 61-63
3/14/85	Loyola (Ill.)	L, 58-59
3/15/84	Virginia	L, 57-58
3/9/80	Georgetown	L, 71-74*
3/6/80	Holy Cross	W, 84-78*
3/9/79	Penn	L, 69-73

*-vacated due to NCAA violations

GAELS IN NCAA TOURNAMENT

NAME	GP	MIN	PTS	REB	AST
Gist	1	40.0	17.0	3.0	5.0

• The Maroon & Gold climbed a steep hill in its Drive for Five straight titles, becoming the second MAAC Champion that needed to win four games.

ABOUT CONFERENCE TOURNAMENT TITLES

• Iona is the only NCAA Division I program to capture its last five straight completed conference tournament championships and holds the nation's longest active streak.

• Only three programs have won at least six tournament titles in the last decade. Iona's six during the time frame is only eclipsed by Gonzaga (8) and New Mexico State (7).

CONFERENCE TOURNAMENT TITLES

School	Conf.	2012-2021
Gonzaga	WCC	8
New Mexico St.	WAC	7
IONA	MAAC	6
South Dakota St.	Summit	5
Texas Southern	SWAC	5
13 schools with		4

CONSECUTIVE CONFERENCE TOURNAMENT TITLES

School	Conf.	Current Consec.
IONA	MAAC	5*
Liberty	Atlantic Sun	3@
Gonzaga	WCC	2@
Winthrop	Big South	2@

*-2020 tournament canceled due to COVID-19 pandemic

@ - completed 2020 tournament

ABOUT NCAA TOURNAMENT APPEARANCES

• 23 of the 357 NCAA Division I programs have appeared in at least seven of the last nine NCAA Tournaments. **Only three of the 23 have come from mid-major conferences** (Gonzaga [8], Iona [7] and New Mexico State [7]).

• Nine teams in the 2021 NCAA Tournament Field have been in at least the last five straight tournaments, from 2016-present. The staggering list includes: Gonzaga, Iona, Kansas, Michigan, Michigan State, North Carolina, Purdue, Villanova, and Virginia

MID-MAJOR PROGRAMS WITH SEVEN NCAA APPEARANCES IN LAST NINE TOURNAMENTS*

School	Conf.	#
Gonzaga	WCC	8
Iona	MAAC	7
New Mexico St.	WAC	7

LUCKY 13, SIX CONFERENCES, FIVE TEAMS

• Iona won its league record 13th MAAC Tournament Championship last weekend. The next highest total is five, shared by Siena and Manhattan.

• **Rick Pitino** earned his 13th conference tournament championship in 33 seasons as a Division I head coach.

• Coach Pitino has won championships with Boston University (1983), Kentucky (1992-95, 1996), Louisville (2003, 2005, 2009, 2012-14) and now Iona (2021).

• Rick Pitino is the only coach in NCAA Div. I history to win tournaments in six difference conferences (ECAC North, SEC, Conference USA, Big East, American and MAAC).

• Coach Pitino is also just the third head coach in D-I history to take five different schools to the NCAA tournament, joining Tubby Smith and Lon Kruger.

KING OF THE HILL, TOP OF THE LIST

• No team among the 14 NYC Metropolitan Area Division I basketball programs within 30 miles of the center of NY College basketball, Madison Square Garden has won more games than Iona College in the last quarter century (477; Hofstra #2, 464).

• Over the last decade, Iona's 223 wins and .632 win percentage are also the best in both categories. (Seton Hall, 205 wins; .577 win pct.)

• Since 1995-96, the Maroon & Gold hold the lead in wins (477), 13 more than Hofstra, 33 more than No. 3 Seton Hall and the top win percentage (.587).

• Iona's 10 postseason appearances (seven NCAA, two NIT, one CIT) since 2010-11 are the most during the time frame, **twice as many** Seton Hall (4 NCAA, 1 NIT) and St. John's (three NCAA, two NIT).

TOP NEW YORK METRO TEAMS (2010-pres.)*

Team	2010-pres.		1995-pres.	
	W-L	Pct	W-L	Pct.
IONA	223-130	.632	477-336	.587
Seton Hall	205-150	.577	444-367	.547
Long Island	187-154	.548	371-401	.481
Hofstra	192-161	.544	464-350	.570
Wagner	182-147	.553	385-379	.504
St. John's	184-171	.518	425-389	.522

* - all teams with .500 or better record since 2010

AT LONG LAST

• Iona College men's basketball tipped off on Feb. 12 at the Hynes Center after a 51-day layoff due to COVID-19 issues within the program.

• It was the longest layoff in NCAA Division I this season. Four programs have experienced gaps in playing time of more than 40 days including the Gaels' MAAC counterpart Canisius.

• A full-timeline of the Gaels' delay is available on page 7 of the game notes.

LONGEST LAYOFFS IN NCAA D-I IN 2020-21

Team	Days	Last	Next
IONA	51	12/23	2/12
UC Davis	49	12/4	1/22
NC Central	48	12/12	1/29
Canisius	41	1/2	2/12

THE (OTHER) BIG STORY

• Iona College is in its first season under Hall of Fame head coach **Rick Pitino** in 2020-21

• Coach Pitino was tabbed to lead the program on March 14, 2020 after **Tim Cluess** stepped down for health reasons following the most successful decade in Iona basketball history.

• Coach Pitino spent the last two seasons Panathinaikos B.C. (PAN-ah-tin-IKE-ohs) in the EuroLeague in Greece.

• The Naismith Hall of Famer begins his 33rd year as a head coach of an NCAA Division I program.

• Coach Pitino has led Hawaii, Boston University, Providence, Kentucky, Louisville and Iona to **782** career wins, seven final fours, and two national titles among his numerous career accomplishments.

- The New York native returns home to the Metropolitan area where it all started. Growing up in Manhattan, Pitino starred for the CHSAA's St. Dominic High School on Long Island before his collegiate playing days at UMass and long coaching career.
- He also coached several years with the New York Knicks and Boston Celtics in the NBA.

SIX DECADE CLUB

- With Iona's win at Hofstra, Naismith Hall of Fame head coach **Rick Pitino** joined an exclusive club, becoming the sixth head coach to win a Division I college basketball game in six different decades.
- Coach Pitino won his first game in the 1970s with the University of Hawaii in 1976. His stint at Boston University wrapped around the turn of the 1980s decade, where he also won games with Providence and Kentucky. He spent eight seasons with the Wildcats, all in the 1990s. His 2000s and 2010s victories all came while at the Louisville. His first win at Iona on Dec. 5, 2020, also his first this decade.
- Coach Pitino joined contemporaries **Cliff Ellis**, **Jim Boeheim** and **Mike Krzyzewski** who joined the list last season.
- **Bill Reinhart** (1910s-1960s, Oregon, George Washington) and **Tony Hinkle** (1920s-1970s, Butler) were the lone members prior to the turn of the calendar in January.
- **Phog Allen** of Kansas lore, came very close—he coached from the 1900s to the 1950s but in the 1910s, his only year at a Div. I school was at Kansas in 1919-20. The Jayhawks won their first four games that season, but the season opener took place on January 6, 1920. Allen remains one of many "five-decadars".
- *Special thanks to research assistance from STATS, Inc.*

AMONG THE NCAA LEADERS

- Iona's field-goal percentage defense and three-point field goal percentage defense ranks among the Top 25 in the nation.
- The Gaels boast a 39.9 FG% against which is fourth in the MAAC but No. 23 in the NCAA.
- The Maroon & Gold's 30.1 3FG% against ranks No. 24 in the nation.
- Junior **Berrick JeanLouis** leads the MAAC and is No. 14 in the nation with 2.29 steals per game.
- Senior **Asante Gist** also leads the MAAC and is No. 16 with an 88.9 FT%.

BUSTING THE (MAAC) BRACKET

- The No. 9 seed never won nor reached the MAAC Championship game in the event's history until this season.
- The previous lowest seed to reach the MAAC final was Fairfield, a No. 8 seed, in 1997.
- Iona is the No. 9 seed for the first time in history.

JUNIOR JOSEPH NAMED ROOKIE OF THE YEAR

- Freshman **Nelly Junior Joseph** became the fourth MAAC Rookie of the Year in program history and first since Schadrac Casimir in 2015.
- Junior Joseph and Casimir are joined by Scott

Machado (2009) and Richie Simmonds (1985) as MAAC Rookies of the Year from Iona.

- Joseph led all MAAC rookies in scoring, rebounding, field goal percentage and blocked shots. He was a 4x MAAC Rookie of the Week.

ROSS, JUNIOR JOSEPH NAMED ALL-MAAC

- Seniors **Isaiah Ross** and freshman **Nelly Junior Joseph** added their names to the long list of Iona College men's basketball All-MAAC performers.
- Ross, a preseason All-MAAC Second Team selection was named to the postseason first team after leading the league in scoring during the regular season.
- Junior **Berrick JeanLouis** was Iona's candidate for Defensive Player of the Year while freshman **Ryan Myers** was the team's candidate for MAAC Sixth Player of the Year.

ALL-MAAC FIRST TEAM SELECTION OVER THE LAST DECADE-PLUS

- For the 10th time in 11 seasons, Iona enters the MAAC Championship at least one All-MAAC First Team selection.
- **Isaiah Ross** joins Gael greats **Mike Glover** (2011, 2012), **Scott Machado** (2011, 2012), **Lamont Jones** (2013), **Sean Armand** (2014), **David Laury** (2015), **A.J. English** (2014, 2015, 2016), **Jordan Washington** (2017), **Rickey McGill** (2019), and **E.J. Crawford** (2019, 2020) as First Team honorees since the 2010-11 campaign.
- Three years ago, Iona snapped a MAAC record for consecutive seasons with a player on the All-MAAC First Team, spanning seven years.
- Siena had seven straight from 2006-2012, Manhattan (2000-2005) and La Salle (1987-1992) recorded six straight and the Gaels (1997-2001) had five.

TOP DOG

- Senior **Isaiah Ross** finished the truncated 2020-21 regular season averaging 20.5 points per game, leading the MAAC in scoring (18.4 ppg currently).
- Ross is the seventh Iona player to lead the MAAC in scoring, with Steve Burt senior owning the honor in the league's first three seasons.
- The Gaels have boasted back-to-back scoring champs following **E.J. Crawford's** 18.8 ppg last year.
- It is the first time a MAAC school has had a back-to-back scoring champs since Saint Peter's **Keydren Clark** led the league for four straight seasons from 2002-2006.
- It is the second time in MAAC history a school has had different players in back-to-back represent the league's scoring champ. (Niagara **Alvin Young**, **Demond Stewart**, 1998-2000).

SULTAN OF SWIPE

- Junior **Berrick JeanLouis** led the MAAC in the regular season with 2.31 steals per game.
- It is the third time in the last five years an Iona player has led the league in steals, following **Rickey McGill** in 2016-18 and 2018-19.
- Former Gael great **Rickey Soliver** also led the league in steals in 2005-06.

FUN WITH NUMBERS

Rick Pitino record by month...

Month	Pre-Iona	2020-21	Total
November	71-17	0-1	71-18
December	192-45	5-2	197-47
January	192-76	0-0	192-76
February	174-80	4-2	178-81
March	138-51	4-0	142-51
April	3-2	0-0	3-2
Total	771-271	12-5	782-276

Iona All-Time Win-Loss Records

2,104 games played

All-Time (1940-present) - 1,213-890 (.577)
 Home (1948-present) - 564-193 (.745)
 Away (1948-present) - 367-458 (.445)
 Neutral (1948-present) - 207-200 (.509)
 Overtime games (1947-present) - 58-54 (.518)

Home, Away Neutral not available 1940-47

Iona MAAC Records (1982-present)

655 games played

MAAC All-Time - 403-252 (.615)
 MAAC Home - 227-94 (.707)
 MAAC Away - 167-156 (.517)
 MAAC Neutral - 9-2 (.818)
 MAAC Tournament - 61-27 (.693)

Hynes Athletics Center Records (1974-present)

570 games played

Overall - 419-151 (.735)
 Non-Conference Games - 192-54 (.780)
 MAAC Games - 227-94 (.707)

INDIVIDUAL CAREER TOTALS

Player	G	Pts	Reb	Ast	Blk	Stl
Gist	100	1,306	239	305	3	69
Ross	112	1,269	320	109	5	79
van Eyck	44	219	225	67	34	32
Joseph	17	193	129	22	26	10
JeanLouis	32	175	108	35	19	40
Myers	17	104	25	17	2	3
Chavez	16	51	19	13	1	6
Koroma	17	48	59	20	4	6
Shema	9	31	34	5	2	3
Cashaw	24	13	13	11	2	9
Weiss	15	5	1	0	0	0
Rowe	7	5	4	1	0	1
Crafoord	6	4	2	2	0	0
Carey	4	2	0	0	0	0
James	2	1	2	0	0	0
Brooks	2	0	0	0	0	0

DOUBLE DIGIT DYNAMICS

Games with:	20-21	19-20	Tot	Rec
at least 10 points				
Ross	15	16	62	29-33
Gist	11	7	66	34-32
Joseph	11	-	11	8-3
van Eyck	5	3	8	7-1
JeanLouis	5	-	6	4-2
Myers	5	-	5	3-2
Koroma	2	-	2	1-1
Chavez	1	-	1	0-1

at least 20 points

Ross	6	2	13	10-3
Gist	1	2	24	12-12

at least 30 points

Ross	3	0	3	3-0
------	---	---	---	-----

at least 10 rebounds

van Eyck	4	2	6	6-0
Joseph	4	-	4	4-0
JeanLouis	2	-	2	1-1
Shema	2	-	2	2-0

at least 10 assists

Gist	1	0	1	1-0
------	---	---	---	-----

Double-Doubles

Joseph	4	-	4	4-0
JeanLouis	1	-	1	0-1
Gist	1	0	1	1-0
van Eyck	1	0	1	1-0

Leading Scorer (including ties)

Ross	9	3	21	12-9
Joseph	2	-	2	2-0
Gist	1	3	28	12-16
JeanLouis	1	-	1	1-0
Myers	1	-	1	0-1
Chavez	1	-	1	0-1

Leading Rebounder (including ties)

Joseph	9	-	9	7-2
van Eyck	5	4	9	7-2
JeanLouis	4	-	4	2-2
Shema	1	-	1	1-0
Ross	0	2	7	1-6
Gist	0	0	1	0-1
Cashaw	0	1	1	0-1

Leading Assists (including ties)

Gist	10	6	41	21-20
JeanLouis	5	-	5	2-3
van Eyck	4	0	4	3-1
Chavez	2	-	2	0-2
Koroma	2	-	2	1-1
Joseph	2	-	2	2-0
Myers	1	-	1	0-1
Ross	0	1	4	0-4

THE GAELS ON THE MAAC ALL-TOURNAMENT TEAM

Since the inaugural MAAC Tournament in 1982, Iona basketball players have been selected to the MAAC All-Tournament team a record 54 times, including a MAAC-high 13 MVP winners. **Asante Gist, Rickey McGill, Zach Lewis, Jordan Washington** and **A.J. English** were the MVPs of the last five tournaments. Twelve players in school history have been named to a MAAC All-Tournament team on multiple occasions. **Tony Hargraves** (4x), **Rory Grimes** (3x) and **David Laury** (3x) are the only ones to earn more than two.

THE GLOVE

- Junior **Berrick JeanLouis** is tapped to defend the opponent's top offensive player. He leads the MAAC in steals (2.5/g) and is one of 10 players to average at least a block per game (1.0/g).
- Manhattan's Ant Nelson, Coppin State's Anthony Tarke, Rider's Dwight Murray Jr., and Fairfield's Jesus Cruz each averaged under their season's point and field goals made average and field goal percentage when defended by JeanLouis.
- Below is a comparison of the four opponents vs. Iona and all other opponents:

BERRICK JEANLOU-D IN VS. TOP SCORER

PLAYER	GAMES	PPG	FG%	FG/G
Nelson	vs. Iona	12.0	34.7%	4.0
	vs. all others	13.4	36.0%	4.1
	difference	-1.4	-1.3%	-0.1
Tarke	vs. Iona	12.0	40.0%	4.0
	vs. all others	15.9	45.8%	5.4
	difference	-3.9	-5.8%	-1.4
Murray	vs. Iona	9.5	31.3%	2.5
	vs. all others	16.3	45.7%	6.1
	difference	-6.8	-14.4%	-3.6
Cruz	vs. Iona	5.0	15.8%	1.5
	vs. all others	8.5	42.2%	3.8
	difference	-3.5	-26.4%	-2.3

MULTIPLE TIME PLAYER/ROOKIE OF THE WEEK

- Senior **Isaiah Ross** took home his third MAAC Player of the Week honor this season on Dec. 28 and second straight following a stellar effort vs. Towson.
- Ross became seventh player in program history to win at least three in a single-season. He is the first since **A.J. English** in 2015-16 to accomplish the feat.
- Ross and English are joined by **Mikkel Larsen** (1994-95), **Mindaugus Timinskas** (1996-97), **Tariq Kirksay** (1997-98), **Mike Glover** (2010-11, 2011-12) and **Scott Machado** (2011-12) as three time winners. Timinskas won five during his senior campaign while Glover and Machado won four each.
- Rookie **Nelly Junior Joseph** earned his fourth weekly honor as MAAC Rookie of the Week on Feb. 15.
- Junior Joseph is the fourth Gael to win three or more Rookie of the Week honors, joining Machado (2008-09), English (2012-13) and **Schadrac Casimir** (2014-15). Casimir's eight awards and Machado's six led to MAAC Rookie of the Year accolades.

3X OR MORE MAAC PLAYER OF THE WEEK

Player	Year	#
Mindaugus Timinskas	1996-96	5
Mike Glover	2010-11	4
Scott Machado	2011-12	4
Mikkel Larsen	1994-95	3
Tariq Kirksay	1997-98	3
Mike Glover	2011-12	3
A.J. English	2015-16	3
ISAIAH ROSS	2020-21	3

3X OR MORE MAAC ROOKIE OF THE WEEK

Player	Year	#
Schadrac Casimir	2014-15	8
Scott Machado	2008-09	6
NELLY JUNIOR JOSEPH	2020-21	4
A.J. English	2012-13	3

LET IT RAIN

- Through **17** games this year, Iona has made a three-pointer in **409** straight and **856** out of its last **858** games.
- Last season, the Gaels eclipsed their previous program record of 385 straight from Jan. 5, 1994 - Dec. 16, 2006.
- The Gaels have failed to hit a three-pointer in just 18 of their **1,084** games played since the line was adopted for the 1986-87 season.

MILLENNIUM MAN

- With his 33-point effort at Hofstra on Dec. 5, senior **Isaiah Ross** recorded his 1,000 career point.
- Ross scored his first 636 points as a freshman and sophomore at the University of Missouri Kansas City. He has posted 376 points in a season-plus with the Gaels.

TIME OUT FOR BLACK LIVES / MAAC UNITED FOR JUSTICE

- The MAAC announced its Time Out for Black Lives initiative, aiming to inspire and educate youth, athletes, families and fans.
- Time Out for Black Lives is an interactive website where coaches and student-athletes from MAAC basketball programs contribute their time and resources to read children's books in entertaining videos, all focusing on Black culture, history, music and myths.
- The program is a part of the MAAC's United for Justice campaign announced this summer.
- Iona head coach **Rick Pitino** participated in the effort, reading "A Nation's Hope: The Story of Boxing Legend Joe Louis," a story written by Matt De La Pena and illustrated by Kadir Nelson.
- Log on to www.timeoutforblacklives.com for the initiative's content.
- The initiative was brought to the MAAC by Coach Pitino following his experience in Greece where a similar reading program sought to teach English to Greek children (Time Out for English).

MAAC DOMINANCE

- Iona College is one of 15 schools in NCAA Division I to have an all-time winning record against every opponent in its league.
 - One team in just under half of the 32 conferences holds stake to the claim:
- | | |
|----------------------|-----------------------|
| Amer. East - Vermont | American - Cincinnati |
| ACC - UNC | A-Sun - Liberty |
| Big 12 - Kansas | Big Sky - Weber St. |
| Big West - LBSU | C-USA - UAB |
| Ivy - Penn | MAAC - Iona |
| MEAC - Norfolk St. | Pac-12 - UCLA |
| SEC - Kentucky | WCC - Gonzaga |
| WAC - N. Mexico St. | |

WHO'S BACK?

- Iona returned **just four** performers from the 2019-20 campaign including senior captains **Asante Gist, Isaiah Ross** and **Dylan van Eyck**.
- The Gaels' fourth senior, Colton Cashaw returns for his second season in Maroon & Gold.
- Walk on **Parker Weiss** also returns for year two.
- The Gaels graduated five student-athletes last season including All-MAAC performers **Tajuan Agee** and **E.J. Crawford** who have moved on to professional careers overseas.

WHAT'S NEW?

- Twelve players made their Iona debut this season including nine recruited by **Rick Pitino** and staff following their hire in March.
- Juniors **Robert Brown** and **Berrick JeanLouis** were former teammates at New Mexico State reunited this year in New Rochelle. Brown joined the program in January 2020 while JeanLouis spent a year at Florida Southwestern State last season. Brown elected to medically withdraw for the Spring 2021 semester and will rejoin the program in the summer.
- Sophomore sharpshooter **Talik Chavez** spent a year at Garden City CC before becoming Coach Pitino's first verbal commitment in late March. His classmate **Osborn Shema** is one of the Gaels top newcomers. The 7-1 center is one of the tallest Gaels in the last two decades.
- Five rookies will make an immediate impact for the Gaels including three from overseas **Johan Crafoord** (Sweden), **Nelly Junior Joseph** (Nigeria) and **Dwayne Koroma** (Germany) and two New York City guards in **Ryan Myers** and **Omar Rowe**.
- The 12 first-year Gaels also include two walk-ons in sophomore **James Carey** freshman **Jordan Brooks**.

JAMES ENROLLS AT IONA EARLY

- Trey James**, one of Iona's four signees for next season, graduated high school early and elected to enroll at Iona College a semester early.
- James is immediately eligible to play in 2020-21.
- A 6-10 forward and 18-year old should be high school senior, was one of the premier big men in the state of Kentucky. The Inez native broke the state's career blocks record as a junior. After originally committing to Wake Forest before a coaching change, he picked Iona over Iowa.

GAELS INK FOUR FOR 2021-22

- Rick Pitino** and staff announced the signing of four student-athletes to NLIs this November. In addition to **Trey James**, the three other Gael newcomers next year will be:
- Walter Clayton Jr.** is a 6-3 point guard from Lake Wales, FL and a top high-school program, Bartow. A top football recruit at multiple positions, he saw interest in Power 5 FBS programs in the sport, but chose basketball, his first love.
- Joshua Duach** comes from Melbourne, Australia, and is a 6-6 combo guard with national team experience. He chose Iona over Maryland, Portland and Weber State.
- Jordan Wildy**, a 6-9 pick and pop forward, committed to Iona after a junior campaign with Moravian Prep, one of the top prep programs in the country. The Rock Hill, SC native is currently enrolled at Winston-Salem Christian School.

RICHIE GUERIN'S #14 HANGS IN THE RAFTERS

- Iona honored the legacy of **Richie Guerin '54** by retiring his number 14 on Jan. 31, 2014 the first ever in school history.
- Guerin is an Iona College Goal Club (1983), Marine Corps Sports (2004), and Naismith Memorial Basketball Hall of Fame (2013) inductee who starred for the Maroon & Gold from 1951-1954.
- He rewrote the basketball record books at Iona, scoring 1,375 points and graduated as the leading scorer in school history.
- A two-time All-Metropolitan selection with the Gaels, he scored a then school-record 40 points against John Carroll in 1954 and was the first Gael to score 40 or more points in a game.
- Following his playing days at Iona, Guerin played with the National Basketball Association's New York Knicks from 1956-1963 and was a player-coach of the St. Louis/Atlanta Hawks franchise for nine years.
- In 13 years as a professional player, Guerin accumulated 14,676 points (17.3 per game), 4,278 rebounds (5.1 per game), and 4,211 assists (5.0 per game) over 848 games.

GAEL GREATS

In addition to Naismith Hall of Famer **Richie Guerin '54**, here are additional significant names in Iona basketball history:

- Jim Valvano** - legendary head coach at Iona from 1975-80 who "Dared To Dream" to win a national championship with the Gaels and finally did in 1983, albeit with North Carolina State. Succumbed to cancer in 1993 eight weeks after an impassioned speech at the ESPY Awards that year which in which he announced creation of The V Foundation for Cancer Research and its motto, "Don't Give Up... Don't Ever Give Up."
- Jeff Ruland '91** - All-American during his time at Iona and, two-time NBA All-Star with the Washington Bullets, Philadelphia 76ers and Detroit Pistons. Following his career, returned to

Iona and served as head coach from 1998-2007 where he won three MAAC Championships.

- Tim Cluess** - head coach from 2010-2020. At the helm during one the Gaels' most successful decades in program history. Cluess won 199 games in nine seasons on the sideline including six NCAA appearances, five MAAC tournament championships, and four MAAC regular season titles. He is the all-time MAAC leader in MAAC tournament victories.
- Pat Kennedy** - head coach from 1980-86. Went on to coach at Florida State, DePaul, Montana, and Towson following a highly successful tenure in New Rochelle.
- Warren Isaac '65** - Iona's only 50-point scorer, Isaac played six seasons in Europe following his tenure at Iona. A New York City school legend, Isaac started for Power Memorial paving the way for NBA Hall of Famer Kareem Abdul-Jabbar a 1965 graduate of the high school.
- Tim Welsh** - head coach from 1995-98 who went on to coach in the Big East with Providence for 10 seasons. Currently an ESPN college basketball analyst. Holds the highest career winning percentage ever at Iona.
- Kevin Willard** - Iona coach from 2007-10, now head coach at Big East's Seton Hall. Helped turn around a program which won two games in the season prior to his arrival to 20 wins in his final season in Maroon & Gold.
- Steve Burt '84 & Steve Burt '06** - All-time NCAA father/son scoring leaders, both netting over 2,000 career points. Burt, the father, had a four-season NBA career and most notably appeared off the bench for the Phoenix Suns in the 1992 NBA Playoffs. He was inducted into the prestigious NYC Basketball Hall of Fame this past fall. Burt, the son, continues to play professionally in Europe.
- Sean Green '91** - Played 84 NBA games over three seasons for the Indiana Pacers, Philadelphia 76ers and Utah Jazz from 1991-94. Currently a high school basketball coach in Southern California.
- Scott Machado '12** - The last Gael to appear in an NBA game. Machado played in regular season NBA contests in 2012-13 with the Houston Rockets and postseason with the Golden State Warriors. Played the majority 2018-19 season in the NBA G-League for the South Bay Lakers and played four games with the Los Angeles Lakers. The MAAC & Iona's all-time assist leader. He currently plays professionally in Australia.
- Bob Santini '53** - Iona's first NBA player, appeared in four games with the New York Knicks in 1955-56.

NOTABLE ALUMNI (ATHLETICS/POP CULTURE)

- Brendan Malone '62** - longtime NBA assistant coach, last with the Detroit Pistons from 2014-16.
- Don McLean** - Singer-songwriter noted most famous for his 1971 single "American Pie".
- Dennis Leonard** - Kansas City Royals Hall of Famer and 12-year MLB veteran who won 20 games on three occasions from 1977-80. He was inducted in May 2015 into the New York Baseball Hall of Fame.
- Kyle Flood '93** - Former head football coach at Rutgers, current OL coach at Alabama.



MAAC OVERALL LEADERBOARD

(as of 3/20/21)

TEAM RANKINGS

Scoring Offense	2nd	72.2
Scoring Defense	5th	65.9
SCORING MARGIN	1ST	+6.3
FREE THROW PCT	1ST	.743
Field Goal Percentages	2nd	.445
Field Goal Pct Defense	4th	.399
3-Point Fg Pct	2nd	.355
3-Point Fg Pct Defense	2nd	.301
REBOUNDING OFFENSE	1ST	37.6
REBOUNDING DEFENSE	1ST	31.6
REBOUNDING MARGIN	1ST	+5.9
Blocked Shots	4th	3.9
Assists	2nd	13.9
Steals	4th	6.8
Turnover Margin	9th	-2.00
Assist/Turnover Ratio	7th	0.9
Offensive Rebounds	2nd	11.2
Defensive Rebounds	4th	26.4
Defensive Reb Pct.	2nd	.738
OFFENSIVE REB PCT.	1ST	.335
3-Point Fg Made	3rd	7.5

INDIVIDUAL RANKINGS

Asante Gist

Scoring	9th	13.3
Assists	3rd	3.7
FREE THROW PCT	1ST	.889
Assist/Turnover Ratio	3rd	1.5
Minutes Played	18th	29.1

Berrick JeanLouis

Rebounding	18th	5.6
Field Goal Pct	7th	.486
STEALS	1ST	2.3
3-Point Fg Pct	9th	.386
Blocked Shots	8th	1.1
Defensive Rebounds	14th	4.2
Minutes Played	14th	31.4

Nelly Junior Joseph (rookie rank)

Scoring	21st (1ST)	11.4
Rebounding	2nd (1ST)	7.6
Field Goal Pct	2nd (1ST)	.595
Blocked Shots	5th (1ST)	1.5
Offensive Rebounds	2nd (n/r)	3.0
Defensive Rebounds	10th (n/r)	4.6
Minutes Played	29th (n/r)	27.4

Ryan Myers (rookie rank)

Scoring	NR (8th)	6.1
3-Point Fg Pct	1st (1ST)	.452

Isaiah Ross

SCORING	1ST	18.4
Field Goal Pct	10th	.455
Free Throw Pct	7th	.812
Steals	6th	1.5
3-Point Fg Pct	8th	.391
3-POINT FG MADE	1ST	2.5
Minutes Played	4th	34.5

Dylan van Eyck

Rebounding	6th	6.5
Defensive Rebounds	9th	4.8

• **Maggie Timoney '89** - The Iona women's basketball Hall of Famer recently became the first female CEO of Heineken USA.

• **Jason Motte** - Major League Baseball relief pitcher recorded the final out of the 2011 World Series with the world champion St. Louis Cardinals. Has also appeared in Major League games with the Chicago Cubs, Colorado Rockies and Atlanta Braves.

• **Leonard Korir '12** - a two time NCAA track and field champion while at Iona, Korir represented Team USA in the 2016 Rio Olympic Games in the 10,000-meter event. He is currently ranked as the top American marathon runner on WorldAthletics.org.

• **Amanda Saccomanno '13** - World Wrestling Entertainment's (WWE) Mandy Rose, competes on the SmackDown brand.

• **Ignacio Maganto** - was selected by the LA Galaxy with the 21st pick in the first round of the 2015 MLS

SuperDraft, the first Major League Soccer draft pick in Iona history. Maganto scored his first MLS goal with the Galaxy in the spring of 2015.

• **Mariano Rivera III '15** - Earned his degree in May 2015 and was selected in the fourth round by the Washington Nationals.

MAROON & GOLD ON FACEBOOK, TWITTER & INSTAGRAM

Follow Iona Athletics on your favorite social media sites at @ICGaels and receive immediate updates on the Gaels. The men's basketball program can be found at @IonaGaelsMBB.

Rick Pitino @RealPitino

Tom Abatemarco @AbatemarcoTom

Casey Stanley @CoachCaseylona

Ricky Johns @rickyjohs06

Joey Kuhl - @kuhl_joseph

ALL-TIME MAAC STANDINGS

(CURRENT TEAMS BY WIN PCT LAST 10 SEASONS)

School	2011-pres			ALL-TIME		
	W-L	PCT		W-L	PCT	FIRST SEAS
IONA	126-55	.696		403-252	.615	1981
Monmouth	94-60	.610		94-60	.610	2013
Rider	107-83	.563		248-194	.561	1998
Canisius	95-89	.516		246-308	.444	1989
Siena	97-91	.516		319-239	.572	1989
Manhattan	94-96	.495		316-348	.476	1981
Quinnipiac	71-82	.464		71-82	.464	2013
Saint Peter's	86-104	.453		308-356	.464	1981
Fairfield	83-107	.437		307-357	.462	1981
Niagara	76-112	.404		277-281	.496	1989
Marist	63-127	.332		177-265	.400	1998

NEW YORK METROPOLITAN STANDINGS

School	2010-pres			1995-pres		
	W-L	PCT		W-L	PCT	
IONA	219-130	.628		473-336	.585	
Seton Hall	204-149	.578		443-366	.548	
Long Island	187-154	.548		371-401	.481	
Hofstra	192-160	.545		464-349	.571	
Wagner	182-147	.553		385-379	.504	
St. John's	184-170	.520		425-388	.523	
N.J.I.T.	161-168	.489		313-414	.431	
Columbia	134-159	.457		292-408	.417	
St. Francis (NY)	154-180	.461		353-409	.463	
Manhattan	153-186	.451		377-401	.485	
Saint Peter's	154-187	.452		314-459	.406	
Rutgers	151-194	.438		356-440	.447	
Fair. Dickinson	116-216	.349		322-451	.417	
Fordham	106-214	.331		240-506	.322	

GAELS ON THE MAAC ALL-TOURNAMENT TEAM

1982	Rory Grimes (MVP), Tony Hargraves, Gary Springer
1983	Steve Burt, Rory Grimes, Tony Hargraves
1984	Steve Burt (MVP), Tony Hargraves, Gary Springer
1985	Tony Hargraves (MVP), Rory Grimes
1986	Bob Coleman
1987	Alvin Lott, Richie Simmonds
1989	Glenn Grant
1991	Sean Green, Antoine Lewis
1992	Derrick Canada
1996	Mikkel Larsen
1998	John McDonald (MVP), Tariq Kirksay, Kashif Hameed
2000	Dyree Wilson (MVP), Nakiea Miller, Tariq Kirksay
2001	Nakiea Miller (MVP), Phil Grant, Earl Johnson
2005	Steve Burt
2006	Steve Burt (MVP), Ricky Soliver, Kiril Wachsmann
2011	Mike Glover, Scott Machado
2012	Scott Machado
2013	Lamont Jones (MVP), Tre Bowman, David Laury
2014	Sean Armand, David Laury
2015	A.J. English, David Laury, Isaiah Williams
2016	A.J. English (MVP), Jordan Washington, Isaiah Williams
2017	Jordan Washington (MVP)
2018	Zach Lewis (MVP), Schadrac Casimir, Roland Griffin
2019	Rickey McGill (MVP), Tajuan Agee, E.J. Crawford
2021	Asante Gist (MVP), Berrick JeanLouis, Isaiah Ross

TIMELINE OF 2020-21 SCHEDULE ADJUSTMENTS: WHAT A LONG STRANGE TRIP IT'S BEEN

SEPTEMBER 16

- Iona's original 11-game, 2020-21 non-conference schedule included a three-game trip to the Bahamas, two neutral site games at Madison Square Garden and Mohegan Sun and four home games.
- It was entirely scrapped due to NCAA setting the start date for Nov. 25 and the MAAC reorganizing its league season to play four games in December.
- Six new non-conference games were set up initially for the new season start date.

NOVEMBER 12

- Iona cancels four of the six games a result of the pause in activity due to a positive case among the program's NCAA Tier I group. The games included at Fordham (Nov. 25) and three games in Bubbleville at Mohegan Sun from Nov. 29-Dec. 2 (Vermont, Buffalo and UMass).
- The fifth game on Dec. 5 was canceled as Wagner elected to delay the start of its season.

NOVEMBER 20

- As a result of the cancellations, the sixth game (at Hofstra), initially intended to be played on Dec. 22, was moved to Dec. 5.
- Along with moving Hofstra, Iona agreed to play Merrimack on Dec. 3.

NOVEMBER 28

- Iona and Seton Hall agreed to square off a little over 48 hours later, in what turned out to be **Rick Pitino's** Iona debut, in a nationally televised affair in Newark.

DECEMBER 1

- Iona-Monmouth, MAAC opening weekend rescheduled due to a pause in athletic activity with the Hawks. Gaels slated to travel to Quinnipiac instead.

DECEMBER 3

- Iona-Merrimack canceled the morning of the game due to COVID-19 issues with the Warriors.

DECEMBER 4

- Iona agrees to play Morgan State, on Dec. 8.

DECEMBER 8

- Iona-Quinnipiac weekend returned to Jan. 8-9 due to a Bobcat pause, and brought Fairfield on as Iona's actual opening MAAC foe.

DECEMBER 10

- Iona agrees to host Coppin State on Dec. 23

DECEMBER 20

- Iona agrees to host Towson on Dec. 29

DECEMBER 23

- Iona-Monmouth rescheduled a second time to take place Jan. 29-30. Both teams were not slated to play on those dates due to other adjustments to MAAC schedules.

DECEMBER 29

- Iona-Towson canceled the morning of the game due to COVID-19 issues with the Tigers.
- That evening, Iona learned of a positive COVID-19 result among one of its Tier I members, necessitating a pause in activity for 14 days.

WEEK OF JANUARY 10

- Iona resumes activity following New York State/CDC required 10-day quarantine. Iona is allowed to return to practice, however, MAAC regulations require the completion of a 14-day quarantine prior to resumption of completion. All eligible Tier I members received a negative test and practice resumed.

JANUARY 16

- The night before its scheduled contest vs. Saint Peter's, Iona learns of an additional positive among Tier I individuals requiring another pause.
- During the subsequent pause, several members of the program tested with some exhibiting symptoms of the virus.

FEBRUARY 12

- Following a 51-day layoff since its last contest Iona tipped off vs. Manhattan at 6 p.m. .

LONGEST LAYOFFS IN NCAA DIVISION I IN 2020-21

Team	Days	Last	Next
IONA	51	12/23	2/12
UC Davis	49	12/4	1/22
NC Central	48	12/12	1/29
CANISIUS	41	1/2	2/12

FEBRUARY 22

- Iona men's basketball announces another Tier I positive test result. Due to subsequent quarantine and isolation protocols, the Gaels did not have the required number of student-athletes to compete and effectively canceled the remaining five-regular season MAAC contests.

IONA

BASKETBALL



THE PITINO FILE

Year at Iona:	First Season
Birth Date:	September 18, 1952
Age:	68
Hometown:	New York, N.Y.
Wife:	Joanne
Children:	Michael, Christopher, Richard, Ryan and Jacqueline
High School:	St. Dominic HS Oyster Bay, N.Y.
College:	BA, Univ. of Massachusetts, 1974

BASKETBALL COACHING EXPERIENCE

1974-75	Grad. Asst. Coach	Hawai'i
1975-76	Assistant Coach	Hawai'i
1976	Interim Head Coach	Hawai'i
1976-78	Assistant Coach	Syracuse
1978-83	Head Coach	Boston U.
1983-85	Assistant Coach	NY Knicks (NBA)
1985-87	Head Coach	Providence
1987-89	Head Coach	New York Knicks
1989-97	Head Coach	Kentucky
1997-2001	President/Head Coach	BOS Celtics (NBA)
2001-16	Head Coach	Louisville
2018-20	Head Coach	Panathinaikos B.C. (EuroLeague)
2020-Pres.	Head Coach	Iona

AWARDS/ACCOLADES

1979	New England Coach of the Year
1983	New England Coach of the Year
1987	John Wooden Coach of the Year
1987	NABC Coach of the Year
1987	The Sporting News Coach of the Year
1990	Basketball Times Coach of the Year
1991	The Sporting News Coach of the Year
1991	SEC Coach of the Year
1996	SEC Coach of the Year
2005	C-USA Coach of the Year
2013	ESPN for Best Coach/Manager
2013	Naismith Memorial Basketball Hall of Fame

Naismith Hall of Famer Rick Pitino was named head basketball coach of Iona College on March 14, 2020. Coach Pitino has taken four different programs to the NCAA tournament and coached two national championship teams. During his 32 previous seasons as a collegiate head coach, Rick Pitino held a 770-271 overall record and a 54-19 record in the NCAA Tournament. He became the first coach to take three different schools to the NCAA Final Four and first coach to win an NCAA Championship at two different schools. Pitino holds the third highest winning percentage in NCAA Tournament games (.740) among all active coaches.

Rick PITINO

Head Coach

Massachusetts '74 - First Season

Pitino, who has a stellar reputation for success on the court and a dedication to student-athlete academic success, has served as head coach of the University of Louisville (2001-2017, winning the 2013 NCAA Championship), University of Kentucky (1989-1997, winning the 1996 NCAA Championship), Providence College (1985-1987), Boston University (1978-1983) and Hawaii (last six games 1975-1976). And, while often choosing to do so anonymously, Rick has served as a charitable benefactor for a broad spectrum of worthy causes.

RICK PITINO HEAD COACHING RECORD

Year	School	Conference	Overall	Home	Conf. (Pl.)	Postseason
1975-76	Hawaii	Indep.	2-4	2-2		
1978-79	Boston Univ.	Indep.	17-9	12-4		
1979-80	Boston Univ. ¹	ECAC-N	21-9	15-1	19-7 (T-1st)	NIT Second Round
1980-81	Boston Univ.	ECAC-N	13-14	9-5	13-13 (T-4th)	
1981-82	Boston Univ.	ECAC-N	19-9	14-4	6-2 (4th)	
1982-83	Boston Univ. ¹⁰	ECAC-N	21-10	13-3	8-2 (T-1st)	NCAA Preliminary Round
1985-86	Providence	Big East	17-14	14-7	7-9 (5th)	NIT Semifinal
1986-87	Providence	Big East	25-9	13-3	10-6 (4th)	NCAA Final Four
1989-90	Kentucky	SEC	14-14	13-2	10-8 (T-4th)	
1990-91	Kentucky	SEC	22-6	13-0	14-4 (1st)	
1991-92	Kentucky ¹⁰	SEC	29-7	15-2	12-4 (1st-E)	NCAA Elite Eight
1992-93	Kentucky¹⁰	SEC	30-4	16-0	13-3 (2nd-E)	NCAA Final Four
1993-94	Kentucky ¹⁰	SEC	27-7	13-1	12-4 (2nd-E)	NCAA Second Round
1994-95	Kentucky ¹⁰	SEC	28-5	12-1	14-2 (1st-E)	NCAA Elite Eight
1995-96	Kentucky¹	SEC	34-2	13-0	16-0 (1st-E)	NATIONAL CHAMPION
1996-97	Kentucky¹⁰	SEC	35-5	12-1	13-3 (2nd-E)	NCAA Finalist
2001-02	Louisville	C-USA	19-13	16-3	8-8 (T-8th)	NIT Second Round
2002-03	Louisville ¹⁰	C-USA	25-7	16-2	11-5 (3rd)	NCAA Second Round
2003-04	Louisville	C-USA	20-10	13-2	9-7 (T-6th)	NCAA First Round
2004-05	Louisville¹⁰	C-USA	33-5	15-2	14-2 (1st)	NCAA Final Four
2005-06	Louisville	Big East	21-13	19-3	6-10 (T-11th)	NIT Semifinal
2006-07	Louisville	Big East	24-10	16-4	12-4 (T-2nd)	NCAA Second Round
2007-08	Louisville	Big East	27-9	15-2	14-4 (T-2nd)	NCAA Elite Eight
2008-09	Louisville ¹⁰	Big East	31-6	16-2	16-2 (1st)	NCAA Elite Eight
2009-10	Louisville	Big East	20-13	15-4	11-7 (T-5th)	NCAA First Round
2010-11	Louisville	Big East	25-10	19-2	12-6 (T-3rd)	NCAA First Round
2011-12	Louisville¹⁰	Big East	30-10	16-4	10-8 (7th)	NCAA Final Four
2012-13	Louisville¹⁰	Big East	35-5	15-1	14-4 (T-1st)	NATIONAL CHAMPION
2013-14	Louisville ¹⁰	American	31-6	16-2	15-3 (T-1st)	NCAA Sweet 16
2014-15	Louisville	ACC	27-9	15-4	12-6 (4th)	NCAA Elite Eight
2015-16	Louisville	ACC	23-8	18-1	12-6 (4th)	
2016-17	Louisville	ACC	25-9	16-1	12-6 (T-2nd)	NCAA Second Round
2020-21	Iona ¹⁰	MAAC	12-5	4-2	6-3 (T-2nd)	NCAA Tournament
Hawaii (1 seas.)			2-4 (.333)	0-0 (.000)		
Boston Univ. (5 seas.)			91-51 (.641)	46-24 (.657)		
Providence (2 seas.)			42-23 (.646)	17-15 (.531)		
Kentucky (8 seas.)			219-50 (.814)	104-28 (.788)		
Louisville (16 seas.)			416-143 (.744)	188-88 (.681)		
Iona (1 seas.)			12-5 (.706)	6-3 (.667)		
NCAA (33 seas.)			782-276 (.739)	361-158 (.696)		

10 Regular Season Conference Championships (¹) | 13 Conference Tournament Championships (¹⁰)

22 NCAA Tournament Appearances (Five Schools) | 7 Final Four Appearances (Three Schools)

2 National Championships (Two Schools)



O • BERRICK JEANLOUIS

JUNIOR • GUARD • 6-4 • 195

LEHIGH ACRES, FL / CANTERBURY SCH. / FLORIDA SOUTHWESTERN STATE

8.2 ppg • 5.6 rpg • 1.8 apg • 48.6 FG% • 38.6 3FG% • 56.7 FT%

Opponent	Date	gs	min	Total		3-Pointers		Free throws		Rebounds				pf	a	t/o	blk	stl	pts	avg	
				fg-fga	pct	3fg-fga	pct	ft-fa	pct	off	def	tot	avg								
at Seton Hall	11/30/20	*	30	2-9	.222	1-3	.333	0-0	.000	4	0	4	4.0	2	2	1	3	2	5	5.0	
at Hofstra	12/05/20	*	35	4-7	.571	2-5	.400	0-0	.000	1	7	8	6.0	5	0	1	2	4	10	7.5	
MORGAN STATE	12/08/20	*	26	7-9	.778	0-2	.000	1-3	.333	3	8	11	7.7	5	1	2	0	4	15	10.0	
at Fairfield	12/11/20	*	34	2-4	.500	1-2	.500	0-1	.000	1	6	7	7.5	1	1	0	1	1	5	8.8	
at Fairfield	12/12/20	*	26	1-3	.333	0-0	.000	0-0	.000	1	3	4	6.8	3	3	3	0	3	2	7.4	
at Rider	12/18/20	*	39	3-6	.500	1-2	.500	1-2	.500	1	3	4	6.3	4	1	3	2	2	8	7.5	
at Rider	12/19/20	*	37	3-4	.750	3-4	.750	0-0	.000	0	3	3	5.9	2	3	2	1	1	9	7.7	
COPPIN STATE	12/23/20	*	18	0-4	.000	0-3	.000	0-0	.000	1	4	5	5.8	5	0	1	0	1	0	6.8	
MANHATTAN	02/12/21	*	26	6-11	.545	3-4	.750	1-1	1.000	3	5	8	6.0	3	1	1	0	3	16	7.8	
MANHATTAN	02/13/21	*	40	6-12	.500	1-5	.200	3-3	1.000	2	5	7	6.1	5	2	2	1	3	16	8.6	
at Quinnipiac	02/17/21	*	23	3-3	1.000	1-1	1.000	1-1	1.000	1	3	4	5.9	5	3	1	1	3	8	8.5	
MONMOUTH	02/19/21	*	29	2-7	.286	1-2	.500	2-6	.333	0	3	3	5.7	5	3	4	3	3	7	8.4	
MONMOUTH	02/20/21	*	24	1-6	.167	0-4	.000	2-2	1.000	0	4	4	5.5	4	2	2	3	0	4	8.1	
vs Quinnipiac	03/09/21	*	33	3-7	.429	0-1	.000	1-2	.500	2	9	11	5.9	1	2	3	1	3	7	8.0	
vs Siena	03/10/21	*	40	4-7	.571	2-3	.667	3-4	.750	2	0	2	5.7	3	1	0	0	5	13	8.3	
vs Niagara	03/12/21	*	37	4-5	.800	1-2	.500	0-0	.000	0	6	6	5.7	3	1	1	0	1	9	8.4	
vs Fairfield	03/13/21	*	38	2-5	.400	0-1	.000	2-5	.400	1	3	4	5.6	3	4	4	0	0	6	8.2	
Totals			17	535	53-109	.486	17-44	.386	17-30	.567	23	72	95	5.6	59	30	31	18	39	140	8.2

Season	gp-gs	min/avg	Total		3-Point		F-Throws		Rebounds				Scoring							
			fg-fga	pct	fg-fga	pct	ft-fa	pct	off	def	tot	avg	pf	fo	ast	to	blk	stl	pts	avg
2018-19*	15-0	92/6.1	14-34	.412	3-19	.158	4-8	.500	5	8	13	0.9	8	0	5	6	1	1	35	2.3
2020-21	17-17	535/31.5	53-109	.486	17-44	.386	17-30	.567	23	72	95	5.6	59	6	30	31	18	39	140	8.2
TOTAL	17-17	535/31.5	53-109	.486	17-44	.386	17-30	.567	23	72	95	5.6	59	6	30	31	18	39	140	8.2
All*	32-17	627/19.6	67-143	.469	20-63	.317	21-38	.553	28	80	108	3.4	67	6	35	37	19	40	175	5.5

Season High

16, 2x (vs. MAN, 2/13/21)
 11, 2x (vs. QUI, 3/9/21)
 7, vs. MSU (12/8/20)
 3, 2x (vs. MAN, 2/12/21)
 3, 2x (vs. SIE, 3/10/21)
 3, 4x (vs. MON, 2/19/21)
 3, 3x (vs. MON, 2/20/21)
 5, vs. SIE (3/10/21)
 40, 2x (vs. SIE, 3/10/21)

PTS
 REB
 FG
 3FG
 FT
 AST
 BLK
 STL
 MIN

Career High

16, 2x (vs. MAN, 2/13/21)
 11, 2x (vs. QUI, 3/9/21)
 7, vs. MSU (12/8/20)
 3, 2x (vs. MAN, 2/12/21)
 3, 3x (vs. SIE, 3/10/21)
 3, 5x (vs. MON, 2/19/21)
 3, 3x (vs. MON, 2/20/21)
 5, vs. SIE (3/10/21)
 40, 2x (vs. SIE, 3/10/21)

SUPERLATIVES

10+ points
 20+ points
 30+ points
 10+ rebounds
 10+ assists
 Double-doubles
 Led in points
 Led in rebounds
 Led in assists

SEASON CAREER

5 6
 0 0
 0 0
 2 2
 0 0
 1 1
 1 1
 4 4
 5 5



1 • COLTON CASHAW

SENIOR • GUARD • 6-2 • 185

CHARLOTTE, NC / NORTHSIDE CHRISTIAN / SPARTANBURG METHODIST (SC)

0.5 ppg • 0.4 rpg • 0.5 apg • 28.6 FG% • 0-0 3FG% • 0-0 FT%

Opponent	Date	gs	min	Total		3-Pointers		Free throws		Rebounds											
				fg-fga	pct	3fg-fga	pct	ft-fla	pct	off	def	tot	avg	pf	a	t/o	blk	stl	pts	avg	
at Seton Hall	11/30/20		dnp	-	-	-	-	-	-	-	-	-	-	-	-	-	-	-	-		
at Hofstra	12/05/20		dnp	-	-	-	-	-	-	-	-	-	-	-	-	-	-	-	-		
MORGAN STATE	12/08/20		dnp	-	-	-	-	-	-	-	-	-	-	-	-	-	-	-	-		
at Fairfield	12/11/20		dnp	-	-	-	-	-	-	-	-	-	-	-	-	-	-	-	-		
at Fairfield	12/12/20		dnp	-	-	-	-	-	-	-	-	-	-	-	-	-	-	-	-		
at Rider	12/18/20		dnp	-	-	-	-	-	-	-	-	-	-	-	-	-	-	-	-		
at Rider	12/19/20		dnp	-	-	-	-	-	-	-	-	-	-	-	-	-	-	-	-		
COPPIN STATE	12/23/20		dnp	-	-	-	-	-	-	-	-	-	-	-	-	-	-	-	-		
MANHATTAN	02/12/21	5		0-1	.000	0-0	.000	0-0	.000	0	0	0	0.0	0	0	0	0	0	0.0		
MANHATTAN	02/13/21	2		0-0	.000	0-0	.000	0-0	.000	0	0	0	0.0	0	0	0	0	0	0.0		
at Quinnipiac	02/17/21	2		0-0	.000	0-0	.000	0-0	.000	0	0	0	0.0	2	0	0	0	0	0.0		
MONMOUTH	02/19/21	9		1-2	.500	0-0	.000	0-0	.000	0	0	0	0.0	2	2	1	0	2	0.5		
MONMOUTH	02/20/21	10		0-1	.000	0-0	.000	0-0	.000	0	2	2	0.4	1	1	0	0	0	0.4		
vs Quinnipiac	03/09/21	4		1-2	.500	0-0	.000	0-0	.000	0	0	0	0.3	0	1	0	0	0	0.7		
vs Siena	03/10/21	2		0-0	.000	0-0	.000	0-0	.000	0	0	0	0.3	1	0	0	0	0	0.6		
vs Niagara	03/12/21		dnp	-	-	-	-	-	-	-	-	-	-	-	-	-	-	-	-		
vs Fairfield	03/13/21	5		0-1	.000	0-0	.000	0-0	.000	0	1	1	0.4	0	0	1	0	1	0.5		
Totals		0	39	2-7	.286	0-0	.000	0-0	.000	0	3	3	0.4	6	4	2	0	3	0.5		

			Total		3-Point		F-Throws		Rebounds										Scoring	
Season	gp-gs	min/avg	fg-fga	pct	fg-fga	pct	ft-fa	pct	off	def	tot	avg	pf	fo	ast	to	blk	stl	pts	avg
2019-20	16-0	127/7.9	1-8	.125	0-1	.000	7-8	.875	1	9	10	0.6	15	0	7	3	2	6	9	0.6
2020-21	8-0	39/4.9	2-7	.286	0-0	.000	0-0	.000	0	3	3	0.4	6	0	4	2	0	3	4	0.5
TOTAL	24-0	166/6.9	3-15	.200	0-1	.000	7-8	.875	1	12	13	0.5	21	0	11	5	2	9	13	0.5

Season High

2, 2x (vs. QUI, 3/9/21)
2, vs. MON (2/20/21)
1, 2x (vs. QUI, 3/9/21)
0
0
2, vs. MON (2/19/21)
0
2, vs. MON (2/19/21)
10, vs. MON (2/20/21)

PTS
REB
FG
3FG
FT
AST
BLK
STL
MIN

Career High

3, vs. SIE (1/31/20)
4, at MAR (1/19/20)
1, 3x (vs. QUI, 3/9/21)
0
2, 3x (vs. MAR, 2/16/20)
3, 2x (vs. MON, 1/26/20)
1, 2x (vs. CAN, 1/24/20)
3, at MAR (1/19/20)
16, vs. SIE (1/31/20)

SUPERLATIVES

10+ points
20+ points
30+ points
10+ rebounds
10+ assists
Double-doubles
Led in points
Led in rebounds
Led in assists

SEASON CAREER

0 0
0 0
0 0
0 0
0 0
0 0
0 0
0 1
0 0



2 • ASANTE GIST

SENIOR • GUARD • 5-10 • 185

EAST ORANGE, NJ / ST. ANTHONY / EASTERN KENTUCKY

13.3 ppg • 2.1 rpg • 3.7 apg • 34.6 FG% • 33.3 3FG% • 88.9 FT%

Opponent	Date	gs	min	Total		3-Pointers		Free throws		Rebounds				pf	a	t/o	blk	stl	pts	avg
				fg-fga	pct	3fg-fga	pct	ft-fga	pct	off	def	tot	avg							
at Seton Hall	11/30/20		dnp	-	-	-	-	-	-	-	-	-	-	-	-	-	-	-	-	-
at Hofstra	12/05/20		dnp	-	-	-	-	-	-	-	-	-	-	-	-	-	-	-	-	-
MORGAN STATE	12/08/20		6	0-2	.000	0-0	.000	0-0	.000	0	0	0	0.0	2	1	1	0	0	0	0.0
at Fairfield	12/11/20	*	27	5-11	.455	1-3	.333	2-2	1.000	0	1	1	0.5	2	5	4	0	2	13	6.5
at Fairfield	12/12/20	*	24	2-11	.182	0-1	.000	2-2	1.000	0	1	1	0.7	4	1	3	0	0	6	6.3
at Rider	12/18/20		27	5-10	.500	2-5	.400	5-7	.714	1	2	3	1.3	3	3	2	0	1	17	9.0
at Rider	12/19/20	*	39	3-9	.333	2-6	.333	7-9	.778	1	3	4	1.8	3	10	2	0	1	15	10.2
COPPIN STATE	12/23/20	*	35	5-12	.417	3-4	.750	11-13	.846	0	1	1	1.7	2	5	4	0	0	24	12.5
MANHATTAN	02/12/21	*	34	4-11	.364	1-6	.167	4-5	.800	0	2	2	1.7	1	5	3	0	1	13	12.6
MANHATTAN	02/13/21	*	26	1-6	.167	0-2	.000	2-2	1.000	0	0	0	1.5	1	4	3	0	1	4	11.5
at Quinnipiac	02/17/21	*	33	4-14	.286	1-5	.200	0-0	.000	0	6	6	2.0	3	3	4	0	0	9	11.2
MONMOUTH	02/19/21	*	29	4-9	.444	2-4	.500	8-9	.889	0	0	0	1.8	0	5	3	0	1	18	11.9
MONMOUTH	02/20/21	*	28	5-12	.417	2-5	.400	3-3	1.000	0	2	2	1.8	2	2	3	0	2	15	12.2
vs Quinnipiac	03/09/21	*	27	3-10	.300	0-1	.000	6-6	1.000	0	2	2	1.8	2	2	1	0	1	12	12.2
vs Siena	03/10/21	*	38	2-15	.133	2-8	.250	10-10	1.000	0	2	2	1.8	1	3	2	0	1	16	12.5
vs Niagara	03/12/21	*	34	5-8	.625	3-5	.600	6-7	.857	0	3	3	1.9	5	5	1	0	0	19	12.9
vs Fairfield	03/13/21	*	32	5-13	.385	2-8	.250	6-6	1.000	0	4	4	2.1	1	1	1	1	0	18	13.3
Totals		13	439	53-153	.346	21-63	.333	72-81	.889	2	29	31	2.1	32	55	37	1	11	199	13.3

Season	gp-gs	min/avg	Total		3-Point		F-Throws		Rebounds				Scoring							
			fg-fga	pct	fg-fga	pct	ft-fga	pct	off	def	tot	avg	pf	fo	ast	to	blk	stl	pts	avg
2016-17*	31-29	986/31.8	158-422	.374	64-189	.339	114-155	.735	10	69	79	2.5	96	4	118	105	1	29	494	15.9
2017-18*	6-5	165/27.5	17-44	.386	7-18	.389	7-15	.467	1	17	18	3.0	16	0	16	11	0	3	48	8.0
2018-19	33-21	978/29.6	130-319	.408	67-186	.360	87-111	.784	14	64	78	2.4	66	1	77	54	0	19	414	12.5
2019-20	15-13	443/29.5	51-133	.383	28-78	.359	21-30	.700	5	28	33	2.2	36	2	39	28	1	7	151	10.1
2020-21	15-13	439/29.3	53-153	.346	21-63	.333	72-81	.889	2	29	31	2.1	32	1	55	37	1	11	199	13.3
TOTAL	63-47	1860/29.5	234-605	.387	116-327	.355	180-222	.811	21	121	142	2.3	134	4	171	119	2	37	764	12.1
All*	100-81	3011/30.1	409-1071	.382	187-534	.350	301-392	.768	32	207	239	2.4	246	8	305	235	3	69	1306	13.1

Season High

24, vs. COP (12/23/20)
6, at QUI (2/17/21)
5, 6x (vs. FFD, 3/13/21)
3, 3x (vs. NIA, 3/12/21)
11, vs. COP (12/23/20)
10, at RID (12/19/20)
0
2, 2x (vs. MON, 2/20/21)
39, at RID (12/19/20)

PTS
REB
FG
3FG
FT
AST
BLK
STL
MIN

Career High

28, at BEL (2/16/17)
7, vs. IUPUI (11/11/16)
10, at BEL (2/16/17)
6, vs. PEAY (2/1/17)
16, vs. IUPUI (11/11/16)
10, at RID (12/19/20)
1, 2x (at MON, 1/5/20)
4, vs. LB (11/19/18)
45, vs. PRIN (12/17/19)

SUPERLATIVES

10+ points
20+ points
30+ points
10+ rebounds
10+ assists
Double-doubles
Led in points
Led in rebounds
Led in assists

SEASON CAREER

11 66
1 24
0 0
0 0
1 1
1 1
3 30
0 1
10 41



3 • RYAN MYERS

FRESHMAN • GUARD • 6-0 • 170

BROOKLYN, NY / CHRIST THE KING

6.1 ppg • 1.5 rpg • 1.0 apg • 42.0 FG% • 45.2 3FG% • 70.8 FT%

Opponent	Date	gs	min	Total		3-Pointers		Free throws		Rebounds				pf	a	t/o	blk	stl	pts	avg
				fg-fga	pct	3fg-fga	pct	ft-fa	pct	off	def	tot	avg							
at Seton Hall	11/30/20		20	3-6	.500	2-3	.667	1-2	.500	0	0	0	0.0	2	2	0	0	0	9	9.0
at Hofstra	12/05/20	*	29	1-8	.125	0-5	.000	4-4	1.000	1	3	4	2.0	3	1	2	0	0	6	7.5
MORGAN STATE	12/08/20	*	21	4-5	.800	2-2	1.000	0-0	.000	0	0	0	1.3	3	2	2	0	0	10	8.3
at Fairfield	12/11/20		14	1-3	.333	0-0	.000	0-0	.000	0	2	2	1.5	2	2	0	0	0	2	6.8
at Fairfield	12/12/20		23	5-10	.500	1-3	.333	3-3	1.000	0	0	0	1.2	1	0	1	0	0	14	8.2
at Rider	12/18/20	*	17	0-4	.000	0-3	.000	1-3	.333	0	3	3	1.5	1	2	0	0	1	1	7.0
at Rider	12/19/20		6	0-1	.000	0-1	.000	0-0	.000	0	0	0	1.3	1	0	0	0	0	0	6.0
COPPIN STATE	12/23/20		8	1-3	.333	1-2	.500	0-0	.000	0	1	1	1.3	0	1	2	0	0	3	5.6
MANHATTAN	02/12/21		17	3-5	.600	2-3	.667	5-6	.833	1	2	3	1.4	1	0	3	1	0	13	6.4
MANHATTAN	02/13/21		16	3-6	.500	2-4	.500	0-0	.000	1	0	1	1.4	1	2	1	0	0	8	6.6
at Quinnipiac	02/17/21		7	1-2	.500	1-1	1.000	0-0	.000	0	2	2	1.5	4	1	1	0	0	3	6.3
MONMOUTH	02/19/21		27	5-9	.556	3-7	.429	0-0	.000	0	4	4	1.7	2	1	0	0	1	13	6.8
MONMOUTH	02/20/21		17	4-4	1.000	3-3	1.000	1-2	.500	0	1	1	1.6	0	2	0	1	0	12	7.2
vs Quinnipiac	03/09/21		20	2-5	.400	1-2	.500	0-0	.000	0	2	2	1.6	3	1	2	0	0	5	7.1
vs Siena	03/10/21		8	0-3	.000	0-0	.000	0-0	.000	0	0	0	1.5	1	0	1	0	1	0	6.6
vs Niagara	03/12/21		15	1-5	.200	1-2	.500	2-4	.500	0	1	1	1.5	0	0	1	0	0	5	6.5
vs Fairfield	03/13/21		8	0-2	.000	0-1	.000	0-0	.000	0	1	1	1.5	1	0	1	0	0	0	6.1
Totals		3	273	34-81	.420	19-42	.452	17-24	.708	3	22	25	1.5	26	17	17	2	3	104	6.1

			Total		3-Point		F-Throws		Rebounds											Scoring	
Season	gp-gs	min/avg	fg-fga	pct	fg-fga	pct	ft-fa	pct	off	def	tot	avg	pf	fo	ast	to	blk	stl	pts	avg	
2020-21	17-3	273/16.1	34-81	.420	19-42	.452	17-24	.708	3	22	25	1.5	26	0	17	17	2	3	104	6.1	
TOTAL	17-3	273/16.1	34-81	.420	19-42	.452	17-24	.708	3	22	25	1.5	26	0	17	17	2	3	104	6.1	

Season High

14, at FFD (12/12/20)
 4, 2x (vs. MON, 2/19/21)
 5, 2x (vs. MON, 2/19/21)
 3, 2x (vs. MON, 2/20/21)
 5, vs. MAN (2/12/21)
 2, 6x (vs. MON, 2/20/21)
 1, vs. MON (2/20/21)
 0
 29, at HOF (12/5/20)

PTS
 REB
 FG
 3FG
 FT
 AST
 BLK
 STL
 MIN

Career High

14, at FFD (12/12/20)
 4, 2x (vs. MON, 2/19/21)
 5, 2x (vs. MON, 2/19/21)
 3, 2x (vs. MON, 2/20/21)
 5, vs. MAN (2/12/21)
 2, 6x (vs. MON, 2/20/21)
 1, vs. MON (2/20/21)
 0
 29, at HOF (12/5/20)

SUPERLATIVES

10+ points
 20+ points
 30+ points
 10+ rebounds
 10+ assists
 Double-doubles
 Led in points
 Led in rebounds
 Led in assists

SEASON CAREER

5
 0
 0
 0
 0
 0
 1
 0
 1



4 • PARKER WEISS

SOPHOMORE • GUARD • 6-2 • 175

NAPLES, FL / COMMUNITY SCHOOL OF NAPLES

0.5 ppq • 0.1 rpg • 0.0 apg • 100.0 FG% • 100 3FG% • 0-0 FT%

Opponent	Date	gs	min	Total fg-fga	pct	3-Pointers 3fg-fga	pct	Free throws ft-fita	pct	Rebounds off def tot	avg	pf	a	t/o	blk	stl	pts	avg
at Seton Hall	11/30/20		dnp	-	-	-	-	-	-	-	-	-	-	-	-	-	-	-
at Hofstra	12/05/20		0	0-0	.000	0-0	.000	0-0	.000	0	0	0	0.0	0	0	0	0	0.0
MORGAN STATE	12/08/20		0	0-0	.000	0-0	.000	0-0	.000	0	0	0	0.0	0	0	0	0	0.0
at Fairfield	12/11/20		2	0-0	.000	0-0	.000	0-0	.000	0	0	0	0.0	0	0	0	0	0.0
at Fairfield	12/12/20		2	1-1	1.000	0-0	.000	0-0	.000	0	0	0	0.0	0	0	0	0	0.5
at Rider	12/18/20		dnp	-	-	-	-	-	-	-	-	-	-	-	-	-	-	-
at Rider	12/19/20		dnp	-	-	-	-	-	-	-	-	-	-	-	-	-	-	-
COPPIN STATE	12/23/20		1	0-0	.000	0-0	.000	0-0	.000	1	0	1	0.2	0	0	0	0	0.4
MANHATTAN	02/12/21		3	1-1	1.000	1-1	1.000	0-0	.000	0	0	0	0.2	0	0	0	0	0.8
MANHATTAN	02/13/21		dnp	-	-	-	-	-	-	-	-	-	-	-	-	-	-	-
at Quinnipiac	02/17/21		1	0-0	.000	0-0	.000	0-0	.000	0	0	0	0.1	1	0	0	0	0.7
MONMOUTH	02/19/21		4	0-0	.000	0-0	.000	0-0	.000	0	0	0	0.1	0	0	0	0	0.6
MONMOUTH	02/20/21		2	0-0	.000	0-0	.000	0-0	.000	0	0	0	0.1	0	0	0	0	0.6
vs Quinnipiac	03/09/21		1	0-0	.000	0-0	.000	0-0	.000	0	0	0	0.1	0	0	0	0	0.5
vs Siena	03/10/21		dnp	-	-	-	-	-	-	-	-	-	-	-	-	-	-	-
vs Niagara	03/12/21		dnp	-	-	-	-	-	-	-	-	-	-	-	-	-	-	-
vs Fairfield	03/13/21		dnp	-	-	-	-	-	-	-	-	-	-	-	-	-	-	-
Totals			0	2-2	1.000	1-1	1.000	0-0	.000	1	0	1	0.1	1	0	0	0	0.5

Season	gp-gs	min/avg	Total fg-fga	pct	3-Point fg-fga	pct	F-Throws ft-fita	pct	Rebounds off def tot	avg	pf	fo	ast	to	blk	stl	Scoring pts	avg
2019-20	5-0	10/2.0	0-7	.000	0-7	.000	0-2	.000	0	0	0	0.0	2	0	0	0	0	0.0
2020-21	10-0	16/1.6	2-2	1.000	1-1	1.000	0-0	.000	1	0	1	0.1	1	0	0	0	5	0.5
TOTAL	15-0	26/1.7	2-9	.222	1-8	.125	0-2	.000	1	0	1	0.1	3	0	0	0	5	0.3

Season High

3, vs. MAN (2/12/21)
1, vs. COP (12/23/20)
1, 2x (vs. MAN, 2/12/21)
1, vs. MAN (2/12/21)
0
0
0
0
4, vs. MON (2/19/21)

PTS
REB
FG
3FG
FT
AST
BLK
STL
MIN

Career High

3, vs. MAN (2/12/21)
1, vs. COP (12/23/20)
1, 2x (vs. MAN, 2/12/21)
1, vs. MAN (2/12/21)
0
0
0
0
5, vs. KENN (11/23/19)

SUPERLATIVES

10+ points
20+ points
30+ points
10+ rebounds
10+ assists
Double-doubles
Led in points
Led in rebounds
Led in assists

SEASON CAREER

0
0
0
0
0
0
0
0
0



5 • TAHLIK CHAVEZ

SOPHOMORE • GUARD • 6-1 • 160

ARLINGTON, TX / LAKE RIDGE / GARDEN CITY CC

3.2 ppg • 1.2 rpg • 0.8 apg • 24.1 FG% • 23.8 3FG% • 93.8 FT%

Opponent	Date	gs	min	Total		3-Pointers		Free throws		Rebounds				pf	a	t/o	blk	stl	pts	avg
				fg-fga	pct	3fg-fga	pct	ft-fga	pct	off	def	tot	avg							
at Seton Hall	11/30/20	*	22	2-7	.286	1-6	.167	0-0	.000	0	3	3	3.0	2	2	2	0	1	5	5.0
at Hofstra	12/05/20		18	1-6	.167	1-5	.200	2-3	.667	1	0	1	2.0	2	2	0	0	0	5	5.0
MORGAN STATE	12/08/20		29	4-16	.250	4-14	.286	5-5	1.000	0	0	0	1.3	0	5	1	0	0	17	9.0
at Fairfield	12/11/20		2	0-1	.000	0-1	.000	0-0	.000	0	2	2	1.5	0	0	0	0	0	0	6.8
at Fairfield	12/12/20		9	0-4	.000	0-3	.000	0-0	.000	1	1	2	1.6	1	0	2	0	1	0	5.4
at Rider	12/18/20		3	0-0	.000	0-0	.000	0-0	.000	0	0	0	1.3	1	0	0	0	0	0	4.5
at Rider	12/19/20		3	0-0	.000	0-0	.000	0-0	.000	0	0	0	1.1	1	0	0	0	0	0	3.9
COPPIN STATE	12/23/20		19	2-4	.500	1-3	.333	0-0	.000	1	6	7	1.9	2	0	0	0	2	5	4.0
MANHATTAN	02/12/21		10	1-5	.200	0-2	.000	2-2	1.000	0	1	1	1.8	1	3	0	0	2	4	4.0
MANHATTAN	02/13/21		3	0-0	.000	0-0	.000	0-0	.000	0	0	0	1.6	1	0	0	0	0	0	3.6
at Quinnipiac	02/17/21		17	2-6	.333	2-5	.400	0-0	.000	0	1	1	1.5	2	0	0	1	0	6	3.8
MONMOUTH	02/19/21		4	0-1	.000	0-1	.000	4-4	1.000	1	0	1	1.5	2	0	3	0	0	4	3.8
MONMOUTH	02/20/21		1	0-0	.000	0-0	.000	0-0	.000	0	0	0	1.4	0	0	0	0	0	0	3.5
vs Quinnipiac	03/09/21		5	1-4	.250	1-2	.500	0-0	.000	0	0	0	1.3	1	0	0	0	0	3	3.5
vs Siena	03/10/21		dnp	-	-	-	-	-	-	-	-	-	-	-	-	-	-	-	-	-
vs Niagara	03/12/21		3	0-0	.000	0-0	.000	2-2	1.000	0	1	1	1.3	0	1	0	0	0	2	3.4
vs Fairfield	03/13/21		1	0-0	.000	0-0	.000	0-0	.000	0	0	0	1.2	0	0	0	0	0	0	3.2
Totals		1	149	13-54	.241	10-42	.238	15-16	.938	4	15	19	1.2	16	13	8	1	6	51	3.2

Season	gp-gs	min/avg	Total		3-Point		F-Throws		Rebounds				Scoring					
			fg-fga	pct	fg-fga	pct	ft-fga	pct	off	def	tot	avg	pf	fo	ast	to	blk	stl
2020-21	16-1	149/9.3	13-54	.241	10-42	.238	15-16	.938	4	15	19	1.2	16	0	13	8	1	6
TOTAL	16-1	149/9.3	13-54	.241	10-42	.238	15-16	.938	4	15	19	1.2	16	0	13	8	1	6

Season High

17, vs. MSU (12/8/20)
7, vs. COP (12/23/20)
4, vs. MSU (12/8/20)
4, vs. MSU (12/8/20)
5, vs. MSU (12/8/20)
5, vs. MSU (12/8/20)
0
2, 2x (vs. MAN, 2/12/21)
29, vs. MSU (12/8/20)

PTS
REB
FG
3FG
FT
AST
BLK
STL
MIN

Career High

17, vs. MSU (12/8/20)
7, vs. COP (12/23/20)
4, vs. MSU (12/8/20)
4, vs. MSU (12/8/20)
5, vs. MSU (12/8/20)
5, vs. MSU (12/8/20)
0
2, 2x (vs. MAN, 2/12/21)
29, vs. MSU (12/8/20)

SUPERLATIVES

10+ points
20+ points
30+ points
10+ rebounds
10+ assists
Double-doubles
Led in points
Led in rebounds
Led in assists

SEASON CAREER

1
0
0
0
0
0
1
0
2



FRESHMAN • FORWARD • 6-7 • 190

BERLIN, GERMANY / BISHOP WALSH (MD.)

2.8 ppg • 3.5 rpg • 1.2 apg • 43.8 FG% • 16.7 3FG% • 33.3 FT%

Opponent	Date	gs	min	Total		3-Pointers		Free throws		Rebounds											
				fg-fga	pct	3fg-fga	pct	ft-fa	pct	off	def	tot	avg	pf	a	t/o	blk	stl	pts	avg	
at Seton Hall	11/30/20		23	2-3	.667	1-1	1.000	0-0	.000	0	2	2	2.0	2	2	2	0	1	5	5.0	
at Hofstra	12/05/20	*	19	0-5	.000	0-1	.000	0-0	.000	2	5	7	4.5	5	3	2	1	0	0	2.5	
MORGAN STATE	12/08/20	*	9	2-3	.667	0-0	.000	0-0	.000	0	3	3	4.0	4	0	1	2	0	4	3.0	
at Fairfield	12/11/20		18	0-1	.000	0-1	.000	0-0	.000	0	3	3	3.8	5	0	1	0	1	0	2.3	
at Fairfield	12/12/20		30	0-2	.000	0-1	.000	1-2	.500	1	4	5	4.0	0	0	3	1	1	1	2.0	
at Rider	12/18/20		5	0-0	.000	0-0	.000	0-0	.000	0	2	2	3.7	0	0	0	0	0	0	1.7	
at Rider	12/19/20		13	2-5	.400	0-1	.000	1-2	.500	0	3	3	3.6	5	1	1	0	1	5	2.1	
COPPIN STATE	12/23/20		13	0-1	.000	0-0	.000	0-2	.000	2	2	4	3.6	4	3	0	0	1	0	1.9	
MANHATTAN	02/12/21	*	17	1-1	1.000	0-0	.000	0-2	.000	2	4	6	3.9	5	3	3	0	0	2	1.9	
MANHATTAN	02/13/21	*	19	0-3	.000	0-1	.000	1-2	.500	0	5	5	4.0	3	1	2	0	0	1	1.8	
at Quinnipiac	02/17/21	*	17	4-8	.500	0-0	.000	2-2	1.000	2	3	5	4.1	3	1	0	0	0	10	2.5	
MONMOUTH	02/19/21	*	16	1-1	1.000	0-0	.000	0-1	.000	1	1	2	3.9	3	2	0	0	0	2	2.5	
MONMOUTH	02/20/21	*	9	1-2	.500	0-0	.000	0-0	.000	1	2	3	3.8	2	1	1	0	1	2	2.5	
vs Quinnipiac	03/09/21	*	18	5-8	.625	0-0	.000	0-2	.000	2	0	2	3.7	2	2	1	0	0	10	3.0	
vs Siena	03/10/21	*	8	0-1	.000	0-0	.000	0-0	.000	0	1	1	3.5	2	0	1	0	0	0	2.8	
vs Niagara	03/12/21	*	11	2-3	.667	0-0	.000	0-0	.000	2	1	3	3.5	1	0	1	0	0	4	2.9	
vs Fairfield	03/13/21	*	16	1-1	1.000	0-0	.000	0-0	.000	1	2	3	3.5	3	1	0	0	0	2	2.8	
Totals			11	261	21-48	.438	1-6	.167	5-15	.333	16	43	59	3.5	49	20	19	4	6	48	2.8

			Total		3-Point		F-Throws		Rebounds										Scoring	
Season	gp-gs	min/avg	fg-fga	pct	fg-fga	pct	ft-fa	pct	off	def	tot	avg	pf	fo	ast	to	blk	stl	pts	avg
2020-21	17-11	261/15.4	21-48	.438	1-6	.167	5-15	.333	16	43	59	3.5	49	4	20	19	4	6	48	2.8
TOTAL	17-11	261/15.4	21-48	.438	1-6	.167	5-15	.333	16	43	59	3.5	49	4	20	19	4	6	48	2.8

Season High		Career High	SUPERLATIVES	SEASON	CAREER
10, 2x (vs. QUI, 3/9/21)	PTS	10, 2x (vs. QUI, 3/9/21)	10+ points	2	2
7, at HOF (12/5/20)	REB	7, at HOF (12/5/20)	20+ points	0	0
5, vs. QUI (3/9/21)	FG	5, vs. QUI (3/9/21)	30+ points	0	0
1, at SHU (11/30/20)	3FG	1, at SHU (11/30/20)	10+ rebounds	0	0
2, at QUI (2/17/21)	FT	2, at QUI (2/17/21)	10+ assists	0	0
3, 3x (vs. MAN, 2/12/21)	AST	3, 3x (vs. MAN, 2/12/21)	Double-doubles	0	0
2, vs. MSU (12/8/20)	BLK	2, vs. MSU (12/8/20)	Led in points	0	0
1, 6x (vs. MON, 2/20/21)	STL	1, 6x (vs. MON, 2/20/21)	Led in rebounds	0	0
30, at FFD (12/12/20)	MIN	30, at FFD (12/12/20)	Led in assists	2	2



12 • JORDAN BROOKS

FRESHMAN • GUARD • 6-4 • 190

GRAYSON, KY / EAST CARTER / BOSCO INSTITUTE (IN)

0.0 ppg • 0.0 rpg • 0.0 apg • 0-0 FG% • 0-0 3FG% • 0-0 FT%

Opponent	Date	gs	min	Total		3-Pointers		Free throws		Rebounds				pf	a	t/o	blk	stl	pts	avg
				fg-fga	pct	3fg-fga	pct	ft-fta	pct	off	def	tot	avg							
at Seton Hall	11/30/20	dnp		-	-	-	-	-	-	-	-	-	-	-	-	-	-	-	-	-
at Hofstra	12/05/20	dnp		-	-	-	-	-	-	-	-	-	-	-	-	-	-	-	-	-
MORGAN STATE	12/08/20	dnp		-	-	-	-	-	-	-	-	-	-	-	-	-	-	-	-	-
at Fairfield	12/11/20	dnp		-	-	-	-	-	-	-	-	-	-	-	-	-	-	-	-	-
at Fairfield	12/12/20	dnp		-	-	-	-	-	-	-	-	-	-	-	-	-	-	-	-	-
at Rider	12/18/20	dnp		-	-	-	-	-	-	-	-	-	-	-	-	-	-	-	-	-
at Rider	12/19/20	3		0-0	.000	0-0	.000	0-0	.000	0	0	0	0.0	0	0	0	0	0	0	0.0
COPPIN STATE	12/23/20	dnp		-	-	-	-	-	-	-	-	-	-	-	-	-	-	-	-	-
MANHATTAN	02/12/21	dnp		-	-	-	-	-	-	-	-	-	-	-	-	-	-	-	-	-
MANHATTAN	02/13/21	dnp		-	-	-	-	-	-	-	-	-	-	-	-	-	-	-	-	-
at Quinnipiac	02/17/21	dnp		-	-	-	-	-	-	-	-	-	-	-	-	-	-	-	-	-
MONMOUTH	02/19/21	dnp		-	-	-	-	-	-	-	-	-	-	-	-	-	-	-	-	-
MONMOUTH	02/20/21	1		0-0	.000	0-0	.000	0-0	.000	0	0	0	0.0	0	0	0	0	0	0	0.0
vs Quinnipiac	03/09/21	dnp		-	-	-	-	-	-	-	-	-	-	-	-	-	-	-	-	-
vs Siena	03/10/21	dnp		-	-	-	-	-	-	-	-	-	-	-	-	-	-	-	-	-
vs Niagara	03/12/21	dnp		-	-	-	-	-	-	-	-	-	-	-	-	-	-	-	-	-
vs Fairfield	03/13/21	dnp		-	-	-	-	-	-	-	-	-	-	-	-	-	-	-	-	-
Totals			0	0-0	.000	0-0	.000	0-0	.000	0	0	0	0.0	0	0	0	0	0	0	0.0

Season	gp-gs	min/avg	Total		3-Point		F-Throws		Rebounds				Scoring					
			fg-fga	pct	fg-fga	pct	ft-fta	pct	off	def	tot	avg	pts	fo	ast	to	blk	stl
2020-21	2-0	4/2.0	0-0	.000	0-0	.000	0-0	.000	0	0	0	0.0	0	0	0	0	0	0
TOTAL	2-0	4/2.0	0-0	.000	0-0	.000	0-0	.000	0	0	0	0.0	0	0	0	0	0	0

Season High

Career High

SUPERLATIVES

SEASON CAREER

0	PTS	0	10+ points	0	0
0	REB	0	20+ points	0	0
0	FG	0	30+ points	0	0
0	3FG	0	10+ rebounds	0	0
0	FT	0	10+ assists	0	0
0	AST	0	Double-doubles	0	0
0	BLK	0	Led in points	0	0
0	STL	0	Led in rebounds	0	0
3, at RID (12/19/20)	MIN	3, at RID (12/19/20)	Led in assists	0	0



13 • OMAR ROWE

FRESHMAN • GUARD • 6-5 • 185

QUEENS, NY / SACRED HEART HS (CT) / BELIEVE PREP ACADEMY (SC)

0.7 ppg • 0.6 rpg • 0.1 apg • 50.0 FG% • 100 3FG% • 50.0 FT%

Opponent	Date	gs	min	Total		3-Pointers		Free throws		Rebounds				pf	a	t/o	blk	stl	pts	avg
				fg-fga	pct	3fg-fga	pct	ft-fga	pct	off	def	tot	avg							
at Seton Hall	11/30/20		10	0-0	.000	0-0	.000	0-0	.000	0	2	2	2.0	3	1	1	0	1	0	0.0
at Hofstra	12/05/20		dnp	-	-	-	-	-	-	-	-	-	-	-	-	-	-	-	-	-
MORGAN STATE	12/08/20		4	0-0	.000	0-0	.000	0-0	.000	0	0	0	1.0	1	0	0	0	0	0	0.0
at Fairfield	12/11/20		5	0-1	.000	0-0	.000	2-4	.500	1	1	2	1.3	1	0	0	0	0	2	0.7
at Fairfield	12/12/20		dnp	-	-	-	-	-	-	-	-	-	-	-	-	-	-	-	-	-
at Rider	12/18/20		dnp	-	-	-	-	-	-	-	-	-	-	-	-	-	-	-	-	-
at Rider	12/19/20		0	0-0	.000	0-0	.000	0-0	.000	0	0	0	1.0	0	0	0	0	0	0	0.5
COPPIN STATE	12/23/20		2	1-1	1.000	1-1	1.000	0-0	.000	0	0	0	0.8	0	0	0	0	0	3	1.0
MANHATTAN	02/12/21		0	0-0	.000	0-0	.000	0-0	.000	0	0	0	0.7	1	0	0	0	0	0	0.8
MANHATTAN	02/13/21		dnp	-	-	-	-	-	-	-	-	-	-	-	-	-	-	-	-	-
at Quinnipiac	02/17/21		3	0-0	.000	0-0	.000	0-0	.000	0	0	0	0.6	0	0	0	0	0	0	0.7
MONMOUTH	02/19/21		dnp	-	-	-	-	-	-	-	-	-	-	-	-	-	-	-	-	-
MONMOUTH	02/20/21		dnp	-	-	-	-	-	-	-	-	-	-	-	-	-	-	-	-	-
vs Quinnipiac	03/09/21		dnp	-	-	-	-	-	-	-	-	-	-	-	-	-	-	-	-	-
vs Siena	03/10/21		dnp	-	-	-	-	-	-	-	-	-	-	-	-	-	-	-	-	-
vs Niagara	03/12/21		dnp	-	-	-	-	-	-	-	-	-	-	-	-	-	-	-	-	-
vs Fairfield	03/13/21		dnp	-	-	-	-	-	-	-	-	-	-	-	-	-	-	-	-	-
Totals		0	24	1-2	.500	1-1	1.000	2-4	.500	1	3	4	0.6	6	1	1	0	1	5	0.7

			Total		3-Point		F-Throws		Rebounds											Scoring	
Season	gp-gs	min/avg	fg-fga	pct	fg-fga	pct	ft-fga	pct	off	def	tot	avg	pf	fo	ast	to	blk	stl	pts	avg	
2020-21	7-0	24/3.4	1-2	.500	1-1	1.000	2-4	.500	1	3	4	0.6	6	0	1	1	0	1	5	0.7	
TOTAL	7-0	24/3.4	1-2	.500	1-1	1.000	2-4	.500	1	3	4	0.6	6	0	1	1	0	1	5	0.7	

Season High

3, vs. COP (12/23/20)
2, 2x (at FFD, 12/11/20)
0
0
2, at FFD (12/11/20)
1, at SHU (11/30/20)
0
1, at SHU (11/30/20)
10, at SHU (11/30/20)

PTS
REB
FG
3FG
FT
AST
BLK
STL
MIN

Career High

3, vs. COP (12/23/20)
2, 2x (at FFD, 12/11/20)
0
0
2, at FFD (12/11/20)
1, at SHU (11/30/20)
0
1, at SHU (11/30/20)
10, at SHU (11/30/20)

SUPERLATIVES

10+ points
20+ points
30+ points
10+ rebounds
10+ assists
Double-doubles
Led in points
Led in rebounds
Led in assists

SEASON CAREER

0 0
0 0
0 0
0 0
0 0
0 0
0 0
0 0
0 0



15 • JOHAN CRAFOORD

FRESHMAN • FORWARD • 6-8 • 230

STOCKHOLM, SWEDEN / GLOVE PREP CHRISTIAN ACAD. (FL)

0.7 ppg • 0.3 rpg • 0.3 apg • 50.0 FG% • 0-0 3FG% • 100 FT%

Opponent	Date	gs	min	Total		3-Pointers		Free throws		Rebounds				pf	a	t/o	blk	stl	pts	avg
				fg-fga	pct	3fg-fga	pct	ft-fga	pct	off	def	tot	avg							
at Seton Hall	11/30/20		1	0-0	.000	0-0	.000	0-0	.000	0	0	0	0.0	2	0	1	0	0	0	0.0
at Hofstra	12/05/20		dnp	-	-	-	-	-	-	-	-	-	-	-	-	-	-	-	-	-
MORGAN STATE	12/08/20		dnp	-	-	-	-	-	-	-	-	-	-	-	-	-	-	-	-	-
at Fairfield	12/11/20		2	0-0	.000	0-0	.000	0-0	.000	0	0	0	0.0	0	0	0	0	0	0	0.0
at Fairfield	12/12/20		9	0-1	.000	0-0	.000	2-2	1.000	0	2	2	0.7	1	1	1	0	0	2	0.7
at Rider	12/18/20		7	1-1	1.000	0-0	.000	0-0	.000	0	0	0	0.5	3	1	1	0	0	2	1.0
at Rider	12/19/20		0	0-0	.000	0-0	.000	0-0	.000	0	0	0	0.4	0	0	0	0	0	0	0.8
COPPIN STATE	12/23/20		dnp	-	-	-	-	-	-	-	-	-	-	-	-	-	-	-	-	-
MANHATTAN	02/12/21		dnp	-	-	-	-	-	-	-	-	-	-	-	-	-	-	-	-	-
MANHATTAN	02/13/21		dnp	-	-	-	-	-	-	-	-	-	-	-	-	-	-	-	-	-
at Quinnipiac	02/17/21		dnp	-	-	-	-	-	-	-	-	-	-	-	-	-	-	-	-	-
MONMOUTH	02/19/21		dnp	-	-	-	-	-	-	-	-	-	-	-	-	-	-	-	-	-
MONMOUTH	02/20/21		dnp	-	-	-	-	-	-	-	-	-	-	-	-	-	-	-	-	-
vs Quinnipiac	03/09/21		1	0-0	.000	0-0	.000	0-0	.000	0	0	0	0.3	0	0	0	0	0	0	0.7
vs Siena	03/10/21		dnp	-	-	-	-	-	-	-	-	-	-	-	-	-	-	-	-	-
vs Niagara	03/12/21		dnp	-	-	-	-	-	-	-	-	-	-	-	-	-	-	-	-	-
vs Fairfield	03/13/21		dnp	-	-	-	-	-	-	-	-	-	-	-	-	-	-	-	-	-
Totals			0	1-2	.500	0-0	.000	2-2	1.000	0	2	2	0.3	6	2	3	0	0	4	0.7

Season	gp-gs	min/avg	Total		3-Point		F-Throws		Rebounds				Scoring					
			fg-fga	pct	fg-fga	pct	ft-fga	pct	off	def	tot	avg	pf	fo	ast	to	blk	stl
2020-21	6-0	20/3.3	1-2	.500	0-0	.000	2-2	1.000	0	2	2	0.3	6	0	2	3	0	0
TOTAL	6-0	20/3.3	1-2	.500	0-0	.000	2-2	1.000	0	2	2	0.3	6	0	2	3	0	0

Season High

2, 2x (at RID, 12/18/20)
2, at FFD (12/12/20)
1, at RID (12/18/20)
0
2, at FFD (12/12/20)
1, 2x (at RID, 12/18/20)
0
0
9, at FFD (12/12/20)

PTS
REB
FG
3FG
FT
AST
BLK
STL
MIN

Career High

2, 2x (at RID, 12/18/20)
2, at FFD (12/12/20)
1, at RID (12/18/20)
0
2, at FFD (12/12/20)
1, 2x (at RID, 12/18/20)
0
0
9, at FFD (12/12/20)

SUPERLATIVES

10+ points
20+ points
30+ points
10+ rebounds
10+ assists
Double-doubles
Led in points
Led in rebounds
Led in assists

SEASON CAREER

0 0
0 0
0 0
0 0
0 0
0 0
0 0
0 0
0 0



20 • ISAAH ROSS

SENIOR • GUARD • 6-3 • 195

DAVENPORT, IA / DAVENPORT WEST / UMKC

18.4 ppg • 3.8 rpg • 1.5 apg • 45.5 FG% • 39.1 3FG% • 81.2 FT%

Opponent	Date	gs	min	Total		3-Pointers		Free throws		Rebounds				pf	a	t/o	blk	stl	pts	avg	
				fg-fga	pct	3fg-fga	pct	ft-fga	pct	off	def	tot	avg								
at Seton Hall	11/30/20	*	38	8-18	.444	4-7	.571	3-4	.750	1	3	4	4.0	1	0	4	0	3	23	23.0	
at Hofstra	12/05/20	*	38	10-17	.588	6-12	.500	7-7	1.000	1	6	7	5.5	1	3	3	0	0	33	28.0	
MORGAN STATE	12/08/20	*	34	5-12	.417	0-5	.000	2-3	.667	2	1	3	4.7	2	1	3	0	0	12	22.7	
at Fairfield	12/11/20	*	35	12-20	.600	3-7	.429	3-4	.750	0	4	4	4.5	2	1	1	0	2	30	24.5	
at Fairfield	12/12/20	*	36	2-9	.222	1-4	.250	4-6	.667	0	2	2	4.0	1	2	3	0	1	9	21.4	
at Rider	12/18/20	*	34	8-15	.533	1-5	.200	1-2	.500	2	1	3	3.8	3	2	1	0	2	18	20.8	
at Rider	12/19/20	*	38	7-9	.778	5-6	.833	6-8	.750	0	1	1	3.4	1	1	2	0	1	25	21.4	
COPPIN STATE	12/23/20	*	37	11-24	.458	5-13	.385	1-1	1.000	2	4	6	3.8	1	4	2	1	2	28	22.3	
MANHATTAN	02/12/21	*	28	3-5	.600	2-3	.667	3-3	1.000	0	1	1	3.4	4	2	3	0	2	11	21.0	
MANHATTAN	02/13/21	*	37	6-14	.429	2-5	.400	5-5	1.000	2	3	5	3.6	0	1	1	0	3	19	20.8	
at Quinnipiac	02/17/21	*	35	6-16	.375	4-11	.364	2-3	.667	0	1	1	3.4	1	2	3	0	2	18	20.5	
MONMOUTH	02/19/21	*	18	4-8	.500	0-3	.000	2-2	1.000	0	1	1	3.2	3	1	4	0	2	10	19.7	
MONMOUTH	02/20/21	*	36	9-19	.474	5-10	.500	8-8	1.000	2	3	5	3.3	2	2	4	0	1	31	20.5	
vs Quinnipiac	03/09/21	*	34	5-12	.417	1-1	1.000	4-4	1.000	1	2	3	3.3	2	0	4	0	1	15	20.1	
vs Siena	03/10/21	*	33	5-14	.357	3-9	.333	1-2	.500	1	6	7	3.5	2	0	2	0	0	14	19.7	
vs Niagara	03/12/21	*	34	1-9	.111	0-4	.000	2-5	.400	1	6	7	3.8	2	2	8	0	1	4	18.8	
vs Fairfield	03/13/21	*	37	5-14	.357	1-5	.200	2-2	1.000	0	5	5	3.8	2	1	2	0	2	13	18.4	
Totals			17	582	107-235	.455	43-110	.391	56-69	.812	15	50	65	3.8	30	25	50	1	25	313	18.4

Season	gp-gs	min/avg	Total		3-Point		F-Throws		Rebounds				Scoring							
			fg-fga	pct	fg-fga	pct	ft-fla	pct	off	def	tot	avg	pf	fo	ast	to	blk	stl	pts	avg
2016-17*	34-10	585/17.2	87-221	.394	64-170	.376	35-42	.833	12	53	65	1.9	64	1	19	29	1	16	273	8.0
2017-18*	32-17	805/25.2	120-300	.400	70-195	.359	53-68	.779	21	77	98	3.1	65	2	32	47	0	17	363	11.3
2019-20	29-21	899/31.0	107-233	.459	69-172	.401	37-51	.725	16	76	92	3.2	72	2	33	37	3	21	320	11.0
2020-21	17-17	582/34.2	107-235	.455	43-110	.391	56-69	.812	15	50	65	3.8	30	0	25	50	1	25	313	18.4
TOTAL	46-38	1481/32.2	214-468	.457	112-282	.397	93-120	.775	31	126	157	3.4	102	2	58	87	4	46	633	13.8
All*	112-65	2871/25.6	421-989	.426	246-647	.380	181-230	.787	64	256	320	2.9	231	5	109	163	5	79	1269	11.3

Season High

33, at HOF (12/5/20)
7, 3x (vs. NIA, 3/12/21)
12, at FFD (12/11/20)
6, at HOF (12/5/20)
8, vs. MON (2/20/21)
4, vs. COP (12/23/20)
0
3, 2x (vs. MAN, 2/13/21)
39, at SHU (11/30/20)

PTS
REB
FG
3FG
FT
AST
BLK
STL
MIN

Career High

33, at HOF (12/5/20)
9, at CHI ST (3/3/18)
12, at FFD (12/11/20)
7, vs. UTM (11/26/17)
8, vs. MON (2/20/21)
5, at NIA (2/29/20)
1, 4x (vs. RID, 2/21/20)
3, 2x (vs. MAN, 2/13/21)
45, at NIA (2/29/20)

SUPERLATIVES

10+ points
20+ points
30+ points
10+ rebounds
10+ assists
Double-doubles
Led in points
Led in rebounds
Led in assists

SEASON CAREER

15 62
6 13
3 3
0 0
0 0
0 0
9 21
0 7
0 4



23 • NELLY JUNIOR JOSEPH

FRESHMAN • FORWARD • 6-9 • 230

BENIN CITY, NIGERIA / NBA ACADEMY AFRICA (SENEGAL)

11.4 ppg • 7.6 rpg • 1.3 apg • 59.5 FG% • 0.0 3FG% • 63.8 FT%

Opponent	Date	gs	min	Total		3-Pointers		Free throws		Rebounds				pf	a	t/o	blk	stl	pts	avg	
				fg-fga	pct	3fg-fga	pct	ft-fga	pct	off	def	tot	avg								
at Seton Hall	11/30/20	*	29	5-7	.714	0-0	.000	3-3	1.000	1	5	6	6.0	2	1	4	2	0	13	13.0	
at Hofstra	12/05/20		30	6-12	.500	0-0	.000	2-3	.667	5	5	10	8.0	5	4	0	4	1	14	13.3	
MORGAN STATE	12/08/20		32	2-4	.500	0-0	.000	2-2	1.000	3	2	5	7.0	1	0	3	1	2	6	11.0	
at Fairfield	12/11/20	*	20	2-6	.333	0-0	.000	0-0	.000	2	1	3	6.0	4	2	1	0	0	4	9.3	
at Fairfield	12/12/20	*	22	4-8	.500	0-0	.000	1-3	.333	5	3	8	6.4	5	0	1	0	0	9	9.2	
at Rider	12/18/20	*	33	9-15	.600	0-0	.000	1-1	1.000	3	4	7	6.5	2	1	1	1	2	19	10.8	
at Rider	12/19/20	*	37	5-7	.714	0-0	.000	3-7	.429	3	6	9	6.9	3	1	4	2	1	13	11.1	
COPPIN STATE	12/23/20	*	32	6-10	.600	0-0	.000	4-6	.667	7	5	12	7.5	3	2	1	2	0	16	11.8	
MANHATTAN	02/12/21	*	28	5-9	.556	0-1	.000	5-7	.714	1	6	7	7.4	5	1	2	4	0	15	12.1	
MANHATTAN	02/13/21	*	23	3-3	1.000	0-0	.000	5-7	.714	3	3	6	7.3	4	1	3	1	0	11	12.0	
at Quinnipiac	02/17/21	*	25	5-7	.714	0-0	.000	2-3	.667	1	2	3	6.9	2	0	4	1	0	12	12.0	
MONMOUTH	02/19/21	*	30	9-11	.818	0-0	.000	1-1	1.000	1	10	11	7.3	5	2	7	5	0	19	12.6	
MONMOUTH	02/20/21	*	13	2-4	.500	0-0	.000	2-2	1.000	4	1	5	7.1	4	0	2	0	0	6	12.1	
vs Quinnipiac	03/09/21	*	17	4-6	.667	0-0	.000	1-3	.333	3	6	9	7.2	3	0	1	0	0	9	11.9	
vs Siena	03/10/21	*	31	1-6	.167	0-0	.000	0-2	.000	3	5	8	7.3	3	3	2	0	2	2	11.2	
vs Niagara	03/12/21	*	30	5-9	.556	0-0	.000	3-5	.600	3	6	9	7.4	4	2	1	0	1	13	11.3	
vs Fairfield	03/13/21	*	33	5-7	.714	0-0	.000	2-3	.667	3	8	11	7.6	2	2	2	3	1	12	11.4	
Totals			15	465	78-131	.595	0-1	.000	37-58	.638	51	78	129	7.6	57	22	39	26	10	193	11.4

			Total		3-Point		F-Throws		Rebounds											Scoring	
Season	gp-gs	min/avg	fg-fga	pct	fg-fga	pct	ft-fga	pct	off	def	tot	avg	pf	fo	ast	to	blk	stl	pts	avg	
2020-21	17-15	465/27.4	78-131	.595	0-1	.000	37-58	.638	51	78	129	7.6	57	4	22	39	26	10	193	11.4	
TOTAL	17-15	465/27.4	78-131	.595	0-1	.000	37-58	.638	51	78	129	7.6	57	4	22	39	26	10	193	11.4	

Season High

19, 2x (vs. MON, 2/19/21)
 12, vs. COP (12/23/20)
 9, 2x (vs. MON, 2/19/21)
 0
 5, 2x (vs. MAN, 2/13/21)
 4, at HOF (12/5/20)
 5, vs. MON (2/19/21)
 2, 3x (vs. SIE, 3/10/21)
 37, at RID (12/19/20)

PTS
 REB
 FG
 3FG
 FT
 AST
 BLK
 STL
 MIN

Career High

19, 2x (vs. MON, 2/19/21)
 12, vs. COP (12/23/20)
 9, 2x (vs. MON, 2/19/21)
 0
 5, 2x (vs. MAN, 2/13/21)
 4, at HOF (12/5/20)
 5, vs. MON (2/19/21)
 2, 3x (vs. SIE, 3/10/21)
 37, at RID (12/19/20)

SUPERLATIVES

10+ points
 20+ points
 30+ points
 10+ rebounds
 10+ assists
 Double-doubles
 Led in points
 Led in rebounds
 Led in assists

SEASON CAREER

11
 0
 0
 4
 0
 4
 2
 9
 2



24 • DYLAN VAN EYCK

SENIOR • FORWARD • 6-8 • 210

BOSKOOP, NETHERLANDS / NORTHEASTERN OKLAHOMA A&M

7.3 ppg • 6.5 rpg • 2.4 apg • 43.9 FG% • 31.1 3FG% • 75.0 FT%

Opponent	Date	gs	min	Total		3-Pointers		Free throws		Rebounds				pf	a	t/o	blk	stl	pts	avg
				fg-fga	pct	3fg-fga	pct	ft-fga	pct	off	def	tot	avg							
at Seton Hall	11/30/20	*	17	0-0	.000	0-0	.000	0-0	.000	3	1	4	4.0	5	1	3	0	0	0	0.0
at Hofstra	12/05/20		23	6-9	.667	1-2	.500	1-2	.500	2	3	5	4.5	4	3	3	0	0	14	7.0
MORGAN STATE	12/08/20		31	3-7	.429	0-2	.000	2-2	1.000	1	3	4	4.3	1	5	2	0	0	8	7.3
at Fairfield	12/11/20	*	33	6-13	.462	2-4	.500	0-0	.000	4	8	12	6.3	2	2	1	1	0	14	9.0
at Fairfield	12/12/20	*	19	3-6	.500	1-2	.500	0-0	.000	1	4	5	6.0	5	1	0	0	0	7	8.6
at Rider	12/18/20	*	35	2-9	.222	0-6	.000	1-2	.500	3	7	10	6.7	2	6	2	3	1	5	8.0
at Rider	12/19/20	*	24	2-8	.250	1-5	.200	0-2	.000	0	3	3	6.1	5	2	1	0	0	5	7.6
COPPIN STATE	12/23/20	*	34	2-7	.286	0-5	.000	2-2	1.000	3	9	12	6.9	2	3	2	1	1	6	7.4
MANHATTAN	02/12/21		20	1-2	.500	1-1	1.000	3-4	.750	1	3	4	6.6	2	3	4	1	0	6	7.2
MANHATTAN	02/13/21		18	0-0	.000	0-0	.000	2-4	.500	0	2	2	6.1	3	1	2	0	0	2	6.7
at Quinnipiac	02/17/21		22	1-3	.333	0-2	.000	0-0	.000	3	4	7	6.2	1	1	1	1	0	2	6.3
MONMOUTH	02/19/21		23	4-6	.667	2-2	1.000	3-4	.750	2	6	8	6.3	5	4	2	1	2	13	6.8
MONMOUTH	02/20/21		30	3-9	.333	3-6	.500	4-4	1.000	1	7	8	6.5	1	5	2	1	3	13	7.3
vs Quinnipiac	03/09/21		17	0-1	.000	0-0	.000	0-0	.000	0	10	10	6.7	3	2	2	0	2	0	6.8
vs Siena	03/10/21		31	1-6	.167	0-5	.000	4-4	1.000	3	5	8	6.8	3	2	1	1	0	6	6.7
vs Niagara	03/12/21		26	5-5	1.000	2-2	1.000	2-2	1.000	2	3	5	6.7	5	0	2	0	0	14	7.2
vs Fairfield	03/13/21		24	4-7	.571	1-1	1.000	0-0	.000	1	3	4	6.5	4	0	1	0	0	9	7.3
Totals		6	427	43-98	.439	14-45	.311	24-32	.750	30	81	111	6.5	53	41	31	10	9	124	7.3

			Total		3-Point		F-Throws		Rebounds											Scoring	
Season	gp-gs	min/avg	fg-fga	pct	fg-fga	pct	ft-fga	pct	off	def	tot	avg	pf	fo	ast	to	blk	stl	pts	avg	
2019-20	27-13	511/18.9	32-63	.508	6-26	.231	25-40	.625	27	87	114	4.2	70	5	26	19	24	23	95	3.5	
2020-21	17-6	427/25.1	43-98	.439	14-45	.311	24-32	.750	30	81	111	6.5	53	5	41	31	10	9	124	7.3	
TOTAL	44-19	938/21.3	75-161	.466	20-71	.282	49-72	.681	57	168	225	5.1	123	10	67	50	34	32	219	5.0	

Season High

14, 3x (vs. NIA, 3/12/21)
 12, 2x (vs. COP, 12/23/20)
 6, 2x (at FFD, 12/11/20)
 3, vs. MON (2/20/21)
 4, 2x (vs. SIE, 3/10/21)
 6, at RID (12/18/20)
 1, 5x (vs. SIE, 3/10/21)
 0
 35, at RID (12/18/20)

PTS
 REB
 FG
 3FG
 FT
 AST
 BLK
 STL
 MIN

Career High

15, at QUI (2/7/20)
 13, vs. MAN (2/14/20)
 6, 3x (at FFD, 12/11/20)
 3, 2x (vs. MON, 2/20/21)
 5, vs. Ohio (11/13/19)
 6, 2x (at RID, 12/18/20)
 4, at SPU (3/6/20)
 3, vs. Ohio (11/13/19)
 37, at FFD (2/9/20)

SUPERLATIVES

10+ points
 20+ points
 30+ points
 10+ rebounds
 10+ assists
 Double-doubles
 Led in points
 Led in rebounds
 Led in assists

SEASON CAREER

5 8
 0 0
 0 0
 4 6
 0 0
 1 1
 0 0
 5 9
 4 4



44 • JAMES CAREY

SOPHOMORE • GUARD • 5-10 • 160

PELHAM, NY / PELHAM MEMORIAL

0.5 ppg • 0.0 rpg • 0.0 apg • 50.0 FG% • 0.0 3FG% • 0-0 FT%

Opponent	Date	gs	min	Total fg-fga	pct	3-Pointers 3fg-fga	pct	Free throws ft-fta	pct	Rebounds off def tot	avg	pf	a	t/o	blk	stl	pts	avg
at Seton Hall	11/30/20	dnp		-	-	-	-	-	-	-	-	-	-	-	-	-	-	-
at Hofstra	12/05/20	dnp		-	-	-	-	-	-	-	-	-	-	-	-	-	-	-
MORGAN STATE	12/08/20	dnp		-	-	-	-	-	-	-	-	-	-	-	-	-	-	-
at Fairfield	12/11/20	2		0-0	.000	0-0	.000	0-0	.000	0	0	0	0.0	0	0	0	0	0.0
at Fairfield	12/12/20	dnp		-	-	-	-	-	-	-	-	-	-	-	-	-	-	-
at Rider	12/18/20	dnp		-	-	-	-	-	-	-	-	-	-	-	-	-	-	-
at Rider	12/19/20	dnp		-	-	-	-	-	-	-	-	-	-	-	-	-	-	-
COPPIN STATE	12/23/20	1		0-1	.000	0-1	.000	0-0	.000	0	0	0	0.0	0	0	0	0	0.0
MANHATTAN	02/12/21	dnp		-	-	-	-	-	-	-	-	-	-	-	-	-	-	-
MANHATTAN	02/13/21	dnp		-	-	-	-	-	-	-	-	-	-	-	-	-	-	-
at Quinnipiac	02/17/21	dnp		-	-	-	-	-	-	-	-	-	-	-	-	-	-	-
MONMOUTH	02/19/21	dnp		-	-	-	-	-	-	-	-	-	-	-	-	-	-	-
MONMOUTH	02/20/21	1		1-1	1.000	0-0	.000	0-0	.000	0	0	0	0.0	1	0	0	0	2 0.7
vs Quinnipiac	03/09/21	1		0-0	.000	0-0	.000	0-0	.000	0	0	0	0.0	0	0	0	0	0.5
vs Siena	03/10/21	dnp		-	-	-	-	-	-	-	-	-	-	-	-	-	-	-
vs Niagara	03/12/21	dnp		-	-	-	-	-	-	-	-	-	-	-	-	-	-	-
vs Fairfield	03/13/21	dnp		-	-	-	-	-	-	-	-	-	-	-	-	-	-	-
Totals		0	5	1-2	.500	0-1	.000	0-0	.000	0	0	0	0.0	1	0	0	0	2 0.5

Season	gp-gs	min/avg	Total fg-fga	pct	3-Point fg-fga	pct	F-Throws ft-fta	pct	Rebounds off def tot	avg	pf	fo	ast	to	blk	stl	Scoring pts	avg
2020-21	4-0	5/1.3	1-2	.500	0-1	.000	0-0	.000	0	0	0	0.0	1	0	0	0	2	0.5
TOTAL	4-0	5/1.3	1-2	.500	0-1	.000	0-0	.000	0	0	0	0.0	1	0	0	0	2	0.5

Season High

2, vs. MON (2/20/21)
0
1, vs. MON (2/20/21)
0
0
0
0
0
0
0
2, at FFD (12/11/20)

PTS
REB
FG
3FG
FT
AST
BLK
STL
MIN

Career High

5, vs. PSUB (11/20/19)
1, vs. Geneseo (11/16/19)
2, vs. PSUB (11/20/19)
1, 2x (at Swarth, 12/7/19)
0
0
0
1, at Swarth (12/7/19)
3, 2x (at Swarth, 12/7/19)

SUPERLATIVES

10+ points
20+ points
30+ points
10+ rebounds
10+ assists
Double-doubles
Led in points
Led in rebounds
Led in assists

SEASON CAREER

0 0
0 0
0 0
0 0
0 0
0 0
0 0
0 0
0 0



50 • TREY JAMES

FRESHMAN • FORWARD • 6-10 • 240

INEZ, KY / MARTIN COUNTY

0.5 ppg • 1.0 rpg • 0.0 apg • 0-0 FG% • 0-0 3FG% • 50.0 FT%

Opponent	Date	gs	min	Total		3-Pointers		Free throws		Rebounds				pf	a	t/o	blk	stl	pts	avg
				fg-fga	pct	3fg-fga	pct	ft-fga	pct	off	def	tot	avg							
MANHATTAN	02/13/21		dnp	-	-	-	-	-	-	-	-	-	-	-	-	-	-	-	-	-
at Quinnipiac	02/17/21		dnp	-	-	-	-	-	-	-	-	-	-	-	-	-	-	-	-	-
MONMOUTH	02/19/21	2		0-0	.000	0-0	.000	0-0	.000	0	0	0	0.0	1	0	1	0	0	0	0.0
MONMOUTH	02/20/21	4		0-0	.000	0-0	.000	1-2	.500	1	1	2	1.0	1	0	1	0	0	1	0.5
vs Quinnipiac	03/09/21		dnp	-	-	-	-	-	-	-	-	-	-	-	-	-	-	-	-	-
vs Siena	03/10/21		dnp	-	-	-	-	-	-	-	-	-	-	-	-	-	-	-	-	-
vs Niagara	03/12/21		dnp	-	-	-	-	-	-	-	-	-	-	-	-	-	-	-	-	-
vs Fairfield	03/13/21		dnp	-	-	-	-	-	-	-	-	-	-	-	-	-	-	-	-	-
Totals		0	6	0-0	.000	0-0	.000	1-2	.500	1	1	2	1.0	2	0	2	0	0	1	0.5

Season	gp-gs	min/avg	Total		3-Point		F-Throws		Rebounds				pf	fo	ast	to	blk	stl	Scoring	
			fg-fga	pct	fg-fga	pct	ft-fga	pct	off	def	tot	avg							pts	avg
2020-21	2-0	6/3.0	0-0	.000	0-0	.000	1-2	.500	1	1	2	1.0	2	0	0	2	0	0	1	0.5
TOTAL	2-0	6/3.0	0-0	.000	0-0	.000	1-2	.500	1	1	2	1.0	2	0	0	2	0	0	1	0.5

Season High

1, vs. MON (2/20/21)
2, 2x (vs. MON, 2/20/21)
0
0
1, vs. MON (2/20/21)
0
0
0
4, vs. MON (2/20/21)

PTS
REB
FG
3FG
FT
AST
BLK
STL
MIN

Career High

1, vs. MON (2/20/21)
2, 2x (vs. MON, 2/20/21)
0
0
1, vs. MON (2/20/21)
0
0
0
4, vs. MON (2/20/21)

SUPERLATIVES

10+ points
20+ points
30+ points
10+ rebounds
10+ assists
Double-doubles
Led in points
Led in rebounds
Led in assists

SEASON CAREER

0
0
0
0
0
0
0
0
0



55 • OSBORN SHEMA

SOPHOMORE • FORWARD • 7-0 • 200

KANOMBE, RWANDA / GLOVE PREP (FL) / NEW MEXICO MILITARY INST.

3.4 ppg • 3.8 rpg • 0.6 apg • 57.1 FG% • 0.0 3FG% • 70.0 FT%

Opponent	Date	gs	min	Total		3-Pointers		Free throws		Rebounds				pf	a	t/o	blk	stl	pts	avg
				fg-fga	pct	3fg-fga	pct	ft-fa	pct	off	def	tot	avg							
at Seton Hall	11/30/20	dnp		-	-	-	-	-	-	-	-	-	-	-	-	-	-	-	-	-
at Hofstra	12/05/20	dnp		-	-	-	-	-	-	-	-	-	-	-	-	-	-	-	-	-
MORGAN STATE	12/08/20	dnp		-	-	-	-	-	-	-	-	-	-	-	-	-	-	-	-	-
at Fairfield	12/11/20	dnp		-	-	-	-	-	-	-	-	-	-	-	-	-	-	-	-	-
at Fairfield	12/12/20	dnp		-	-	-	-	-	-	-	-	-	-	-	-	-	-	-	-	-
at Rider	12/18/20	dnp		-	-	-	-	-	-	-	-	-	-	-	-	-	-	-	-	-
at Rider	12/19/20	dnp		-	-	-	-	-	-	-	-	-	-	-	-	-	-	-	-	-
COPPIN STATE	12/23/20	dnp		-	-	-	-	-	-	-	-	-	-	-	-	-	-	-	-	-
MANHATTAN	02/12/21	12		1-1	1.000	0-0	.000	0-0	.000	0	2	2	2.0	3	0	1	0	0	2	2.0
MANHATTAN	02/13/21	16		3-6	.500	0-2	.000	3-4	.750	1	2	3	2.5	1	2	1	0	2	9	5.5
at Quinnipiac	02/17/21	15		1-1	1.000	0-0	.000	0-1	.000	0	3	3	2.7	1	0	1	1	0	2	4.3
MONMOUTH	02/19/21	9		1-2	.500	0-0	.000	1-1	1.000	0	2	2	2.5	2	0	0	0	0	3	4.0
MONMOUTH	02/20/21	24		1-2	.500	0-0	.000	0-0	.000	2	8	10	4.0	3	1	2	0	0	2	3.6
vs Quinnipiac	03/09/21	22		4-5	.800	0-0	.000	1-2	.500	4	6	10	5.0	3	1	0	0	0	9	4.5
vs Siena	03/10/21	9		1-3	.333	0-0	.000	2-2	1.000	1	0	1	4.4	1	0	1	1	0	4	4.4
vs Niagara	03/12/21	10		0-1	.000	0-0	.000	0-0	.000	0	1	1	4.0	0	1	0	0	0	0	3.9
vs Fairfield	03/13/21	6		0-0	.000	0-0	.000	0-0	.000	2	0	2	3.8	0	0	0	0	1	0	3.4
Totals		0	123	12-21	.571	0-2	.000	7-10	.700	10	24	34	3.8	14	5	6	2	3	31	3.4

Season	gp-gs	min/avg	Total		3-Point		F-Throws		Rebounds				Scoring						pts	avg
			fg-fga	pct	fg-fga	pct	ft-fa	pct	off	def	tot	avg	pf	fo	ast	to	blk	stl		
2020-21	9-0	123/13.7	12-21	.571	0-2	.000	7-10	.700	10	24	34	3.8	14	0	5	6	2	3	31	3.4
TOTAL	9-0	123/13.7	12-21	.571	0-2	.000	7-10	.700	10	24	34	3.8	14	0	5	6	2	3	31	3.4

Season High

9, 2x (vs. QUI, 3/9/21)
 10, 2x (vs. QUI, 3/9/21)
 4, vs. QUI (3/9/21)
 0
 3, vs. MAN (2/13/21)
 2, vs. MAN (2/13/21)
 1, 2x (vs. SIE, 3/10/21)
 2, vs. MAN (2/13/21)
 24, vs. MON (2/20/21)

PTS
 REB
 FG
 3FG
 FT
 AST
 BLK
 STL
 MIN

Career High

9, 2x (vs. QUI, 3/9/21)
 10, 2x (vs. QUI, 3/9/21)
 4, vs. QUI (3/9/21)
 0
 3, vs. MAN (2/13/21)
 2, vs. MAN (2/13/21)
 1, 2x (vs. SIE, 3/10/21)
 2, vs. MAN (2/13/21)
 24, vs. MON (2/20/21)

SUPERLATIVES

10+ points
 20+ points
 30+ points
 10+ rebounds
 10+ assists
 Double-doubles
 Led in points
 Led in rebounds
 Led in assists

SEASON CAREER

0
 0
 0
 2
 0
 0
 0
 1
 0

GM# 1 • AT SETON HALL

Iona College 64 • 0-1

#	Player		Total		3-Ptr		Rebounds			PF	TP	A	TO	Blk	Stl	Min	
			FG-FGA	FG-FGA	FT-FTA	Off	Def	Tot									
23	Jr. Joseph, Nelly	f	5-7	0-0	3-3	1	5	6	2	13	1	4	2	0	0	29	
24	van Eyck, Dylan	f	0-0	0-0	0-0	3	1	4	5	0	1	3	0	0	0	17	
00	JeanLouis, Berrick	g	2-9	1-3	0-0	4	0	4	2	5	2	1	3	2	30		
05	Chavez, Tahlik	g	2-7	1-6	0-0	0	3	3	2	5	2	2	0	1	22		
20	Ross, Isaiah	g	8-18	4-7	3-4	1	3	4	1	23	0	4	0	3	38		
03	Myers, Ryan		3-6	2-3	1-2	0	0	0	2	9	2	0	0	0	20		
10	Brown, Robert		2-4	0-0	0-0	0	0	0	4	4	0	3	0	0	10		
11	Koroma, Dwayne		2-3	1-1	0-0	0	2	2	2	5	2	2	0	1	23		
13	Rowe, Omar		0-0	0-0	0-0	0	2	2	3	0	1	1	0	1	10		
15	Crafoord, Johan		0-0	0-0	0-0	0	0	0	2	0	0	1	0	0	1		
Team						1	1	2				1					
Totals				24-54	9-20	7-9	10	17	27	25	64	11	22	5	8	200	
FG % 1st Half: 15-23			65.2%	2nd half: 9-31	29.0%	Game: 24-54	44.4%										Deadball Rebounds 1
3FG % 1st Half: 7-10			70.0%	2nd half: 2-10	20.0%	Game: 9-20	45.0%										
FT % 1st Half: 0-0			0.0%	2nd half: 7-9	77.8%	Game: 7-9	77.8%										

Seton Hall 86 • 1-1

#	Player		Total		3-Ptr		Rebounds			PF	TP	A	TO	Blk	Stl	Min
			FG-FGA	FG-FGA	FT-FTA	Off	Def	Total								
14	Rhoden, Jared	f	7-14	3-6	9-10	5	5	10	1	26	1	3	0	3	33	
23	Mamukelashvili, S.	f	8-18	1-6	1-2	1	6	7	3	18	2	3	0	1	34	
21	Oblagu, Ike	c	0-0	0-0	0-0	3	2	5	3	0	0	0	3	0	13	
22	Cale, Myles	g	6-9	1-4	2-2	1	4	5	3	15	1	2	0	2	30	
33	Reynolds, Shavar	g	2-3	0-1	1-2	1	1	2	1	5	8	3	0	5	29	
00	Stevens, Dimingus		0-1	0-1	1-2	0	0	0	1	1	0	0	0	0	3	
04	Samuel, Tyrese		5-7	2-4	0-4	0	0	0	1	12	0	1	1	0	25	
15	Molson, Takal		3-4	0-0	1-1	1	1	2	1	7	3	1	0	2	20	
25	Long, Jahari		1-2	0-0	0-0	1	1	2	1	2	0	2	0	0	11	
30	Granda, Sylwester		0-0	0-0	0-0	0	0	0	0	0	0	0	0	0	2	
Team						1	1	2								
Totals				32-58	7-22	15-23	14	21	35	15	86	15	15	4	13	200
FG % 1st Half: 14-24			58.3%	2nd half: 18-34	52.9%	Game: 32-58	55.2%									
3FG % 1st Half: 2-8			25.0%	2nd half: 5-14	35.7%	Game: 7-22	31.8%									
FT % 1st Half: 5-9			55.6%	2nd half: 10-14	71.4%	Game: 15-23	65.2%									
Deadball Rebounds 3																

Officials: John Gaffney, Michael Stephens, Pat Driscoll
Technical fouls: Iona College-None, Seton Hall-None.
Attendance:

Score by periods	1st	2nd	Total
Iona College	37	27	64
Seton Hall	35	51	86

Last FG - ION 2nd-00:08, SHU 2nd-02:37.
Largest lead - ION by 9 1st-02:14, SHU by 30 2nd-02:37.
ION led for 09:33, SHU led for 26:46, Game was tied for 03:41.

Score tied - 5 times.
Lead changed - 8 times.

	In	Off	2nd	Fast	Bench
Points ION	30	16	9	4	18
SHU	48	34	11	23	22

GM# 3 • VS. MORGAN STATE

Morgan State 83 • 2-1

#	Player		Total		3-Ptr		Rebounds			PF	TP	A	TO	Blk	Stl	Min	
			FG-FGA	FG-FGA	FT-FTA	Off	Def	Total									
00	Grantsaan, Lagio	f	8-9	5-6	1-2	1	1	2	5	22	2	4	0	0	0	29	
01	Baxter Jr., Troy	f	7-17	5-8	6-7	3	4	7	2	25	1	2	0	0	0	34	
05	Devonish-Pri, S.	g	1-5	0-0	2-2	0	3	3	1	4	7	0	1	2	36		
11	Miller, Malik	g	2-2	0-0	7-8	1	5	6	3	11	2	3	0	2	2	21	
55	Moore, Trevor	g	2-5	0-2	1-2	1	1	2	3	5	5	1	0	0	2	26	
02	Burke, Isaiah	g	0-0	0-0	0-0	0	0	0	1	0	0	0	0	0	0	2	
03	Camara, Moel	g	0-0	0-0	0-0	0	1	1	0	0	1	0	0	0	0	5	
10	Okafor, Victor	g	0-0	0-0	0-0	0	0	0	0	0	0	0	0	0	0	0+	
12	Vance, Thaire	g	0-0	0-0	0-0	0	0	0	0	0	0	0	0	0	0	0+	
14	Wright, Sharone	g	1-2	0-0	0-0	0	2	2	0	2	0	2	0	0	0	12	
15	Campbell, Tahj-Malik	g	0-0	0-0	2-2	0	1	1	1	2	1	1	0	0	0	4	
20	Ware, De'Torion	g	3-10	0-1	3-3	2	1	3	2	9	1	1	0	1	0	21	
25	Holston, Troy	g	1-2	1-2	0-0	0	1	1	1	3	0	0	0	0	0	10	
Team						2	1	3									
Totals				25-52	11-19	22-26	10	21	31	19	83	20	14	1	7	200	
FG % 1st Half: 13-26			50.0%	2nd half: 12-26	46.2%	Game: 25-52	48.1%										Deadball Rebounds 3
3FG % 1st Half: 8-14			57.1%	2nd half: 3-5	60.0%	Game: 11-19	57.9%										
FT % 1st Half: 4-4			100.0%	2nd half: 18-22	81.8%	Game: 22-26	84.6%										

Iona College 72 • 1-2

#	Player		Total		3-Ptr		Rebounds			PF	TP	A	TO	Blk	Stl	Min
			FG-FGA	FG-FGA	FT-FTA	Off	Def	Tot								
10	Brown, Robert	f	0-0	0-0	0-0	0	1	1	2	0	0	2	2	0	8	
11	Koroma, Dwayne	f	2-3	0-0	0-0	0	3	3	4	4	0	1	2	0	9	
00	JeanLouis, Berrick	g	7-9	0-2	1-3	3	8	11	5	15	1	2	0	4	26	
03	Myers, Ryan	g	4-5	2-2	0-0	0	0	0	3	10	2	2	0	0	21	
20	Ross, Isaiah	g	5-12	0-5	2-3	2	1	3	2	12	1	3	0	0	34	
02	Gist, Asante	g	0-2	0-0	0-0	0	0	0	2	0	1	1	0	0	6	
04	Weiss, Parker	g	0-0	0-0	0-0	0	0	0	0	0	0	0	0	0	0+	
05	Chavez, Tahlik	g	4-16	4-14	5-5	0	0	0	0	17	5	1	0	0	29	
13	Rowe, Omar	g	0-0	0-0	0-0	0	0	0	1	0	0	0	0	0	4	
23	Jr. Joseph, Nelly	g	2-4	0-0	2-2	3	2	5	1	6	0	3	1	2	32	
24	van Eyck, Dylan	g	3-7	0-2	2-2	1	3	4	1	8	5	2	0	0	31	
Team						3	0	3			1					
Totals			27-58	6-25	12-15	12	18	30	21	72	15	18	5	6	200	
FG % 1st Half: 15-31			48.4%	2nd half: 12-27	44.4%	Game: 27-58	46.6%	Deadball								
3FG % 1st Half: 4-14			28.6%	2nd half: 2-11	18.2%	Game: 6-25	24.0%	Rebounds								
FT % 1st Half: 4-5			80.0%	2nd half: 8-10	80.0%	Game: 12-15	80.0%	1								

Officials: Michael Kitts, Matt Palumb, Sean Campbell
Technical fouls: Morgan State-None, Iona College-None.
Attendance:

Score by periods	1st	2nd	Total
Morgan State	38	45	83
Iona College	38	34	72

Last FG - MORG 2nd-01:15, ION 2nd-00:02.

Score tied - 4 times.

	In	Off	2nd	Fast	Bench
Points MORG	28	28	7	11	16
ION	36	15	20	6	31

GM# 2 • AT HOFSTRA

Iona College 82 • 1-1

#	Player		Total		3-Ptr		Rebounds			PF	TP	A	TO	Blk	Stl	Min
			FG-FGA	FG-FGA	FT-FTA	Off	Def	Tot								
10	Brown, Robert	f	0-1	0-0	0-0	0	1	1	4	0	1	2	0	0	8	
11	Koroma, Dwayne	f	0-5	0-1	0-0	2	5	7	5	0	3	2	1	0	19	
00	JeanLouis, Berrick	g	4-7	2-5	0-0	1	7	8	5	10	0	1	2	4	35	
03	Myers, Ryan	g	1-8	0-5	4-4	1	3	4	3	6	1	2	0	0	29	
20	Ross, Isaiah	g	10-17	6-12	7-7	1	6	7	1	33	3	3	0	0	38	
04	Weiss, Parker		0-0	0-0	0-0	0	0	0	0	0	0	0	0	0	0+	
05	Chavez, Tahlík		1-6	1-5	2-3	1	0	1	2	5	2	0	0	0	18	
23	Jr. Joseph, Nelly		6-12	0-0	2-3	5	5	10	5	14	4	0	4	1	30	
24	van Eyck, Dylan		6-9	1-2	1-2	2	3	5	4	14	3	3	0	0	23	
Team						0	0	0								
Totals			28-65	10-30	16-19	13	30	43	29	82	17	13	7	5	200	
FG % 1st Half: 14-35			40.0%	2nd half: 14-30	46.7%	Game: 28-65			43.1%	Deadball Rebounds 1,1						
3FG % 1st Half: 3-12			25.0%	2nd half: 7-18	38.9%	Game: 10-30			33.3%							
FT % 1st Half: 3-3			100%	2nd half: 13-16	81.3%	Game: 16-19			84.2%							

GM# 5 • AT FAIRFIELD

Iona College 52 • 2-3, 1-1 MAAC

#	Player	Total		3-Ptr		Rebounds			PF	TP	A	TO	Blk	Stl	Min
		FG-FGA	FG-FGA	FT-FTA	Off Def Tot	PF	TP	A							
23	Jr. Joseph, Nelly	f	4-8	0-0	1-3	5	3	8	5	9	0	1	0	0	22
24	van Eyck, Dylan	f	3-6	1-2	0-0	1	4	5	5	7	1	0	0	0	19
00	JeanLouis, Berrick	g	1-3	0-0	0-0	1	3	4	3	2	3	3	0	3	26
02	Gist, Asante	g	2-11	0-1	2-2	0	1	1	4	6	1	3	0	0	24
20	Ross, Isaiah	g	2-9	1-4	4-6	0	2	2	1	9	2	3	0	1	36
03	Myers, Ryan		5-10	1-3	3-3	0	0	0	1	14	0	1	0	0	23
04	Weiss, Parker		1-1	0-0	0-0	0	0	0	0	2	0	0	0	0	2
05	Chavez, Tahlík		0-4	0-3	0-0	1	1	2	1	0	0	2	0	1	9
11	Koroma, Dwayne		0-2	0-1	1-2	1	4	5	0	1	0	3	1	1	30
15	Crafoord, Johan		0-1	0-0	2-2	0	2	2	1	2	1	1	0	0	9
	Team				4	1	5								
	Totals		18-55	3-14	13-18	13	21	34	21	52	8	17	1	6	200
FG % 1st Half: 9-24		37.5%	2nd half: 9-31	29.0%	Game: 18-55	32.7%	Deadball Rebounds 3								
3FG % 1st Half: 3-7		42.9%	2nd half: 0-7	0.0%	Game: 3-14	21.4%									
FT % 1st Half: 2-5		40.0%	2nd half: 11-13	84.6%	Game: 13-18	72.2%									

Fairfield 67 • 1-5, 1-1 MAAC

#	Player	Total		3-Ptr		Rebounds			PF	TP	A	TO	Blk	Stl	Min
		FG-FGA	FG-FGA	FT-FTA	Off Def Tot	PF	TP	A							
05	Cook, Supreme	f	4-7	0-0	1-1	4	0	4	2	9	0	2	2	0	19
00	Green, Caleb	g	3-5	1-3	7-10	0	3	3	2	14	3	1	0	0	35
02	Benning, Taj	g	2-5	2-4	4-4	0	5	5	0	10	2	1	0	1	38
03	Leach, Jalen	g	3-9	1-4	3-6	2	5	7	2	10	2	3	0	3	37
24	Cruz, Jesus	g	3-14	1-6	0-0	0	5	5	1	7	1	2	1	3	33
01	Maidoh, Chris		5-8	0-0	1-2	4	6	10	5	11	1	2	1	0	21
10	Jeanne-Rose, Allan		0-1	0-0	0-0	0	1	1	1	0	2	0	1	0	10
35	Ngalakulondi, T.		3-5	0-1	0-0	1	0	1	3	6	1	2	0	0	7
	Team				1	1	2				1				
	Totals		23-54	5-18	16-23	12	26	38	16	67	12	14	5	7	200
FG % 1st Half: 11-22		50.0%	2nd half: 12-32	37.5%	Game: 23-54	42.6%	Deadball Rebounds 5								
3FG % 1st Half: 4-8		50.0%	2nd half: 1-10	10.0%	Game: 5-18	27.8%									
FT % 1st Half: 10-16		62.5%	2nd half: 6-7	85.7%	Game: 16-23	69.6%									

Officials: Michael Nardone, Matt Palumb, Jason Mirabito
Technical fouls: Iona College-None. Fairfield-None.
Attendance:

Score by periods	1st	2nd	Total
Iona College	23	29	52
Fairfield	36	31	67

Last FG - ION 2nd-01:34, FFD 2nd-03:06.
Largest lead - ION by 2 1st-18:51, FFD by 23 2nd-13:41.
ION led for 02:03, FFD led for 34:44. Game was tied for 03:13.

Points	In Paint	Off T/O	2nd Chance	Fast Break	Bench
ION	24	13	13	9	19
FFD	30	23	15	8	17

Score tied - 4 times.
Lead changed - 3 times.

GM# 7 • AT RIDER

Iona College 72 • 4-3, 3-1 MAAC

#	Player	Total		3-Ptr		Rebounds			PF	TP	A	TO	Blk	Stl	Min
		FG-FGA	FG-FGA	FT-FTA	Off Def Tot	PF	TP	A							
23	Jr. Joseph, Nelly	f	5-7	0-0	3-7	3	6	9	3	13	1	4	2	1	37
24	van Eyck, Dylan	f	2-8	1-5	0-2	0	3	3	5	5	2	1	0	0	24
00	JeanLouis, Berrick	g	3-4	3-4	0-0	0	3	3	2	9	3	2	1	1	37
02	Gist, Asante	g	3-9	2-6	7-9	1	3	4	3	15	10	2	0	1	39
20	Ross, Isaiah	g	7-9	5-6	6-8	0	1	1	1	25	1	2	0	1	38
03	Myers, Ryan		0-1	0-1	0-0	0	0	0	1	0	0	0	0	0	6
05	Chavez, Tahlík		0-0	0-0	0-0	0	0	0	1	0	0	0	0	0	3
11	Koroma, Dwayne		2-5	0-1	1-2	0	3	3	5	5	1	1	0	1	13
12	Brooks, Jordan		0-0	0-0	0-0	0	0	0	0	0	0	0	0	0	3
13	Rowe, Omar		0-0	0-0	0-0	0	0	0	0	0	0	0	0	0	0+
15	Crafoord, Johan		0-0	0-0	0-0	0	0	0	0	0	0	0	0	0	0+
	Team				0	1	1		1		1				
	Totals		22-43	11-23	17-28	4	20	24	22	72	18	13	3	5	200
FG % 1st Half: 13-23		56.5%	2nd half: 9-20	45.0%	Game: 22-43	51.2%	Deadball Rebounds 4,4								
3FG % 1st Half: 7-12		58.3%	2nd half: 4-11	36.4%	Game: 11-23	47.8%									
FT % 1st Half: 6-12		50.0%	2nd half: 11-16	68.8%	Game: 17-28	60.7%									

Rider 64 • 1-5, 1-3 MAAC

#	Player	Total		3-Ptr		Rebounds			PF	TP	A	TO	Blk	Stl	Min
		FG-FGA	FG-FGA	FT-FTA	Off Def Tot	PF	TP	A							
10	Ogemuno, Ajiri	f	0-4	0-0	4-6	2	2	4	4	4	0	1	0	0	18
00	Ings, Christian	g	4-8	0-0	2-4	0	2	2	4	10	0	4	0	2	30
05	Murray Jr., Dwight	g	3-7	0-1	9-10	1	5	6	4	15	0	0	0	1	40
14	McQuarter, Dontrell	g	7-13	0-1	6-7	1	7	8	4	20	1	1	0	0	34
20	Pope, Jeremiah	g	2-9	1-2	0-0	0	4	4	1	5	1	1	0	1	28
02	Powell, Allen		2-6	0-4	0-0	0	0	0	3	4	1	0	0	0	24
11	Bladen, Tyrel		2-4	0-0	2-2	4	1	5	4	6	0	1	1	0	22
35	Benson, Nehemiah		0-1	0-1	0-0	0	1	1	2	0	1	1	0	0	4
	Team				1	1	2		1		1				
	Totals		20-52	1-9	23-29	9	23	32	27	64	4	10	1	4	200
FG % 1st Half: 9-25		36.0%	2nd half: 11-27	40.7%	Game: 20-52	38.5%	Deadball Rebounds 5,1								
3FG % 1st Half: 0-5		0.0%	2nd half: 1-4	25.0%	Game: 1-9	11.1%									
FT % 1st Half: 14-15		93.3%	2nd half: 9-14	64.3%	Game: 23-29	79.3%									

Officials: Michael Nardone, Michael Fortunato, Brandon Cruz
Technical fouls: Iona College-TEAM. Rider-TEAM.
Attendance:

Score by periods	1st	2nd	Total
Iona College	39	33	72
Rider	32	32	64

Last FG - ION 2nd-00:30, RID 2nd-01:56.
Largest lead - ION by 13 1st-04:00, RID by 4 2nd-14:00.
ION led for 29:44, RID led for 07:33. Game was tied for 02:43.

Score tied - 4 times.
Lead changed - 7 times.

GM# 6 • AT RIDER

Iona College 70 • 3-3, 2-1 MAAC

#	Player	Total		3-Ptr		Rebounds			PF	TP	A	TO	Blk	Stl	Min
		FG-FGA	FG-FGA	FT-FTA	Off Def Tot	PF	TP	A							
23	Jr. Joseph, Nelly	f	9-15	0-0	1-1	3	4	7	2	19	1	1	1	2	33
24	van Eyck, Dylan	f	2-9	0-6	1-2	3	7	10	2	5	6	2	3	1	35
00	JeanLouis, Berrick	g	3-6	1-2	1-2	1	3	4	4	8	1	3	2	2	39
03	Myers, Ryan	g	0-4	0-3	1-3	0	3	3	1	1	2	0	0	1	17
20	Ross, Isaiah	g	8-15	1-5	1-2	2	1	3	3	18	2	1	0	2	34
02	Gist, Asante	g	5-10	2-5	5-7	1	2	3	3	17	3	2	0	1	27
05	Chavez, Tahlík		0-0	0-0	0-0	0	0	0	1	0	0	0	0	0	3
11	Koroma, Dwayne		0-0	0-0	0-0	0	2	2	0	0	0	0	0	0	5
15	Crafoord, Johan		1-1	0-0	0-0	0	0	0	3	2	1	1	0	0	7
	Team				2	2	4								
	Totals		28-60	4-21	10-17	12	24	36	19	70	16	10	6	9	200
FG % 1st Half: 16-35		45.7%	2nd half: 12-25	48.0%	Game: 28-60	46.7%	Deadball Rebounds 5								
3FG % 1st Half: 1-9		11.1%	2nd half: 3-12	25.0%	Game: 4-21	19.0%									
FT % 1st Half: 2-4		50.0%	2nd half: 8-13	61.5%	Game: 10-17	58.8%									

Rider 56 • 1-4, 1-2 MAAC

#	Player	Total		3-Ptr		Rebounds			PF	TP	A	TO	Blk	Stl	Min
		FG-FGA	FG-FGA	FT-FTA	Off	Def	Tot								
10	Ogemuno, Ajiri	f	5-6	0-0	6-6	3	5	8	2	16	0	3	0	0	28
00	Ings, Christian	g	2-4	0-0	4-6	1	2	3	4	8	3	2	0	0	21
03	Henderson, Rodney	g	5-9	3-7	0-0	0	3	3	2	13	1	1	0	3	29
05	Murray Jr., Dwight	g	2-9	0-0	0-0	0	6	6	2	4	6	2	0	0	35
14	McQuarter, Dontrell	g	2-8	0-1	0-0	1	0	1	1	4	0	3	0	1	26
02	Powell, Allen		0-2	0-2	0-0	0	1	1	0	0	3	3	1	0	19
11	Bladen, Tyrel		3-5	0-0	0-0	0	2	2	1	6	0	0	1	0	14
13	McGlone, Jaelen		0-0	0-0	0-0	0	0	0	0	0	0	1	0	0	3
20	Pope, Jeremiah		2-4	1-3	0-0	1	1	2	1	5	0	0	0	0	17
35	Benson, Nehemiah		0-3	0-2	0-0	0	1	1	1	0	0	1	0	0	8
	Team					0	1	1							
Totals			21-50	4-15	10-12	6	22	28	14	56	13	16	2	4	200
FG % 1st Half: 11-28		39.3%	2nd half: 10-22	45.5%	Game: 21-50		42.0%		Deadball Rebounds 1						
3FG % 1st Half: 3-7		42.9%	2nd half: 1-8	12.5%	Game: 4-15		26.7%								
FT % 1st Half: 2-2		100%	2nd half: 8-10	80.0%	Game: 10-12		83.3%								

GM# 9 • VS. MANHATTAN

Manhattan 67 • 5-9, 4-9 MAAC

#	Player		Total		3-Ptr		Rebounds			PF	TP	A	TO	Blk	Stl	Min
			FG-FGA	FG-FGA	FT-FTA	Off	Def	Tot								
00	Williams, Warren	f	5-10	0-0	2-6	3	5	8	4	12	0	2	4	3	21	
05	Diallo, Samba	f	4-6	0-1	6-6	4	4	8	0	14	1	3	1	2	29	
05	Nelson, Ant	g	5-13	0-1	2-8	0	0	0	1	12	2	2	0	0	27	
04	Stewart, Samir	g	0-4	0-3	0-0	1	1	2	2	0	2	1	0	1	21	
30	Buchanan, Elijah	g	4-11	1-2	6-6	2	3	5	5	15	3	1	3	4	26	
02	Reid, Romar	g	0-1	0-1	3-4	0	0	0	2	3	1	0	0	1	12	
10	Mack, Nehemiah	g	0-0	0-0	0-0	0	0	0	0	0	0	0	0	1	7	
12	Lasko, Ethan	g	1-2	1-2	0-1	0	0	0	0	3	0	0	0	0	4	
14	Watson, Marques	g	1-2	1-2	1-2	0	0	0	2	4	1	3	0	1	11	
20	Douglas-Stanley, Jas	g	0-3	0-3	0-0	0	0	0	4	0	0	2	0	0	12	
24	Ebube, Ebube	g	2-2	0-0	0-0	2	1	3	3	4	1	2	0	0	16	
55	Brennen, Nick	g	0-3	0-3	0-0	0	1	1	0	0	1	0	0	1	14	
Team						3	5	8								
Totals				22-57	3-18	20-33	15	20	35	23	67	12	16	8	14	200
FG % 1st Half: 11-30			36.7%	2nd half: 11-27	40.7%	Game: 22-57	38.6%									Deadball Rebounds 6
3FG % 1st Half: 2-11			18.2%	2nd half: 1-7	14.3%	Game: 3-18	16.7%									
FT % 1st Half: 5-8			62.5%	2nd half: 15-25	60.0%	Game: 20-33	60.6%									

Iona College 85 • 6-3, 4-1 MAAC

#	Player		Total		3-Ptr		Rebounds			PF	TP	A	TO	Blk	Stl	Min
			FG-FGA	FG-FGA	FT-FTA	Off	Def	Tot								
11	Koroma, Dwayne	f	1-1	0-0	0-2	2	4	6	5	2	3	3	0	0	17	
23	Jr. Joseph, Nelly	f	5-9	0-1	5-7	1	6	7	5	15	1	2	4	0	28	
00	JeanLouis, Berrick	g	6-11	3-4	1-1	3	5	8	3	16	1	1	0	3	26	
02	Gist, Asante	g	4-11	1-6	4-5	0	2	2	1	13	5	3	0	1	34	
20	Ross, Isaiah	g	3-5	2-3	3-3	0	1	1	4	11	2	3	0	2	28	
01	Cashaw, Colton		0-1	0-0	0-0	0	0	0	0	0	0	0	0	0	5	
03	Myers, Ryan		3-5	2-3	5-6	1	2	3	1	13	0	3	1	0	17	
04	Weiss, Parker		1-1	1-1	0-0	0	0	0	0	3	0	0	0	0	3	
05	Chavez, Tahlil		1-5	0-2	2-2	0	1	1	1	4	3	0	0	2	10	
13	Rowe, Omar		0-0	0-0	0-0	0	0	0	1	0	0	0	0	0	0+	
24	van Eyck, Dylan		1-2	1-1	3-4	1	3	4	2	6	3	4	1	0	20	
55	Shema, Osborn		1-1	0-0	0-0	0	2	2	3	2	0	1	0	0	12	
Team						4	1	5								
Totals			26-52	10-21	23-30	12	27	39	26	85	18	20	6	8	200	
FG % 1st Half: 14-26			61.5%	2nd half: 10-26	38.5%	Game: 26-52	50.0%									Deadball Rebounds 1
3FG % 1st Half: 7-12			58.3%	2nd half: 3-9	33.3%	Game: 10-21	47.6%									
FT % 1st Half: 10-14			71.4%	2nd half: 13-16	81.3%	Game: 23-30	76.7%									

Officials: Andy O'Brien, Tommy Deneen, Michael Fortunato
Technical fouls: Manhattan-Brennen, Nick. Iona College-None.
Attendance:

Score by periods	1st	2nd	Total
Manhattan	29	38	67
Iona College	49	36	85

Last FG - MAN 2nd-02:37, ION 2nd-00:27.

Score tied - 1 time.

GM# 11 • AT QUINNIPIAC

Iona College 70 • 6-5, 4-3 MAAC

#	Player		Total		3-Ptr		Rebounds				PF	TP	A	TO	Blk	Stl	Min
			FG-FGA	FG-FGA	FT-FTA	Off	Def	Tot									
11	Koroma, Dwayne	f	4-8	0-0	2-2	2	3	5	3	10	1	0	0	0	0	17	
23	Jr. Joseph, Nelly	f	5-7	0-0	2-3	1	2	3	2	12	0	4	1	0	0	25	
00	JeanLouis, Berrick	g	3-3	1-1	1-1	1	3	4	5	8	3	1	1	3	23		
02	Gist, Asante	g	4-14	1-5	0-0	0	6	6	3	9	3	4	0	0	0	33	
20	Ross, Isaiah	g	6-16	4-11	2-3	0	1	1	1	18	2	3	0	2	35		
01	Cashaw, Colton	g	0-0	0-0	0-0	0	0	0	2	0	0	0	0	0	0	2	
03	Myers, Ryan	g	1-2	1-1	0-0	0	2	2	4	3	1	1	0	0	0	7	
04	Weiss, Parker	g	0-0	0-0	0-0	0	0	0	1	0	0	0	0	0	0	1	
05	Chavez, Tahlil	g	2-6	2-5	0-0	0	1	1	2	6	0	0	0	1	0	17	
13	Rowe, Omar	g	0-0	0-0	0-0	0	0	0	0	0	0	0	0	0	0	3	
24	van Eyck, Dylan	g	1-3	0-2	0-0	3	4	7	1	2	1	1	1	0	0	22	
55	Shema, Osborn	g	1-1	0-0	0-1	0	3	3	1	2	0	1	1	0	0	15	
Team						0	0	0									
Totals				27-60	9-25	7-10	7	25	32	25	70	11	15	5	5	200	
FG % 1st Half: 9-30			30.0%	2nd half: 18-30	60.0%	Game: 27-60	45.0%									Deadball Rebounds 2.1	
3FG % 1st Half: 3-13			23.1%	2nd half: 6-12	50.0%	Game: 9-25	36.0%										
FT % 1st Half: 4-5			80.0%	2nd half: 3-5	60.0%	Game: 7-10	70.0%										

Quinnipiac 74 • 6-9, 4-7 MAAC

#	Player		Total		3-Ptr		Rebounds			PF	TP	A	TO	Blk	Stl	Min
			FG-FGA	FG-FGA	FT-FTA	Off	Def	Tot								
01	Chenery, Tymu	f	3-7	1-5	2-2	2	0	2	3	9	0	2	0	0	25	
25	Rigoni, Jacob	f	2-7	2-4	2-5	1	7	8	0	8	3	1	1	0	32	
04	Pinkney, Seth	c	3-3	0-0	1-3	1	2	3	4	7	1	1	1	0	28	
03	Lewis, Savion	g	4-10	0-2	2-2	1	2	3	3	10	2	2	0	1	29	
05	Williams, Tyrese	g	4-12	3-9	10-11	0	4	4	1	21	1	3	0	1	32	
10	Pickron, Tyree		2-3	2-2	0-0	0	2	2	0	6	0	0	0	0	11	
15	Kortright, Luis		2-5	1-2	2-2	0	4	4	1	7	7	2	1	1	23	
20	McGuire, Brendan		0-1	0-0	0-0	0	1	1	0	0	1	0	0	0	9	
23	Riggins, Jamil		3-6	0-1	0-0	1	2	3	3	6	1	1	0	0	11	
Team						0	0	0								
Totals				23-54	9-25	19-25	6	24	30	15	74	16	12	3	3	200
FG % 1st Half: 12-30			40.0%	2nd half: 11-24	45.8%	Game: 23-54	42.6%									Deadball Rebounds 5.3
3FG % 1st Half: 6-14			42.9%	2nd half: 3-11	27.3%	Game: 9-25	36.0%									
FT % 1st Half: 4-6			66.7%	2nd half: 15-19	78.9%	Game: 19-25	76.0%									

Officials: Adam Vandenburgh, Michael Kilts, Michael Nardone
Technical fouls: Iona College-None, Quinnipiac-None.
Attendance:

Score by periods	1st	2nd	Total
Iona College	25	45	70
Quinnipiac	34	40	74

Last FG - ION 2nd-00:10, QUIL 2nd-00:42.
Largest lead - ION by 5 2nd-05:43, QUIL by 10 2nd-13:35.
ION led for 14:10. QUIL led for 23:29. Game was tied for 02:21.

Score tied - 7 times.
Lead changed - 19 times.

GM# 10 • VS. MANHATTAN

Manhattan 77 • 6-9, 5-9 MAAC

#	Player		Total		3-Ptr		Rebounds			PF	TP	A	TO	Blk	Stl	Min
			FG-FGA	FG-FGA	FT-FTA	Off	Def	Tot								
00	Williams, Warren	f	4-9	0-0	4-8	8	2	10	3	12	1	2	2	0	34	
05	Diallo, Samba	f	1-4	1-3	6-8	1	1	2	5	9	2	3	0	1	30	
05	Nelson, Ant	g	3-10	2-4	4-6	0	2	0	0	12	4	3	0	1	35	
04	Stewart, Samir	g	4-7	1-2	2-2	0	1	1	5	11	2	1	0	2	29	
30	Buchanan, Elijah	g	9-18	3-6	5-6	5	8	13	2	26	7	2	0	2	38	
10	Mack, Nehemiah	g	0-0	0-0	0-0	0	1	1	2	0	0	0	0	0	5	
12	Lasko, Ethan	g	0-0	0-0	0-0	0	0	0	1	0	0	0	0	0	0+	
15	Britt, Amir	g	0-0	0-0	0-0	0	0	0	3	0	0	0	0	1	4	
20	Douglas-Stanley, Jas	g	1-2	0-1	2-2	0	2	2	0	4	0	1	0	1	13	
55	Brennen, Nick	g	1-2	1-2	0-0	0	0	0	3	3	0	2	0	0	12	
	Team					1	2	3								
Totals			23-52	8-18	23-32	15	19	34	24	77	16	14	2	8	200	
FG % 1st Half: 15-30			50.0%	2nd half: 8-22	36.4%	Game: 23-52		44.2%	Deadball Rebounds 3							
3FG % 1st Half: 6-11			54.5%	2nd half: 2-7	28.6%	Game: 8-18		44.4%								
FT % 1st Half: 11-13			84.6%	2nd half: 12-19	63.2%	Game: 23-32		71.9%								

GM# 13 • VS. MONMOUTH

Iona College 52 • 2-3, 1-1 MAAC

#	Player	Total		3-Ptr		Rebounds			PF	TP	A	TO	Blk	Stl	Min
		FG-FGA	FG-FGA	FT-FTA	Off Def Tot	PF	TP	A TO Blk Stl Min							
23	Jr. Joseph, Nelly	f	4-8	0-0	1-3	5	9	0 1 0 0 22							
24	van Eyck, Dylan	f	3-6	1-2	0-0	1 4 5	5	7	1 0 0 0 19						
00	JeanLouis, Berrick	g	1-3	0-0	0-0	1 3 4	3	2	3 3 0 0 3						
02	Gist, Asante	g	2-11	0-1	2-2	0 1 1	4	6	1 3 0 0 1						
20	Ross, Isaiah	g	2-9	1-4	4-6	0 2 2	1	9	2 3 0 0 1						
03	Myers, Ryan		5-10	1-3	3-3	0 0 0	1	14	0 1 0 0 0						
04	Weiss, Parker		1-1	0-0	0-0	0 0 0	0	2	0 0 0 0 0						
05	Chavez, Tahlík		0-4	0-3	0-0	1 1 2	1	0	0 2 0 1 1						
11	Koroma, Dwayne		0-2	0-1	1-2	1 4 5	0	1	0 3 1 1 3						
15	Crafoord, Johan		0-1	0-0	2-2	0 2 2	1	2	1 1 0 0 0						
Team					4 1 5										
Totals			18-55	3-14	13-18	13 21 34	21	52	8 17 1 6						200
FG % 1st Half: 9-24		37.5%	2nd half: 9-31	29.0%	Game: 18-55	32.7%	Deadball		Rebounds						
3FG % 1st Half: 3-7		42.9%	2nd half: 0-7	0.0%	Game: 3-14	21.4%									
FT % 1st Half: 2-5		40.0%	2nd half: 11-13	84.6%	Game: 13-18	72.2%									

Fairfield 67 • 1-5, 1-1 MAAC

#	Player	Total		3-Ptr		Rebounds			PF	TP	A	TO	Blk	Stl	Min
		FG-FGA	FG-FGA	FT-FTA	Off Def Tot	PF	TP	A TO Blk Stl Min							
05	Cook, Supreme	f	4-7	0-0	1-1	4 0 4	2	9	0 2 2 0 19						
00	Green, Caleb	g	3-5	1-3	7-10	0 3 3	2	14	3 1 0 0 35						
02	Benning, Taj	g	2-5	2-4	4-4	0 5 5	0	10	2 1 0 1 38						
03	Leach, Jalen	g	3-9	1-4	3-6	2 5 7	2	10	2 3 0 3 37						
24	Cruz, Jesus	g	3-14	1-6	0-0	0 5 5	1	7	1 2 1 3 33						
01	Maidoh, Chris		5-8	0-0	1-2	4 6 10	5	11	1 2 1 0 21						
10	Jeanne-Rose, Allan		0-1	0-0	0-0	0 1 1	1	0	2 0 1 0 10						
35	Ngalakulondi, T.		3-5	0-1	0-0	1 0 1	3	6	1 2 0 0 7						
Team					1 1 2										
Totals			23-54	5-18	16-23	12 26 38	16	67	12 14 5 7						200
FG % 1st Half: 11-22		50.0%	2nd half: 12-32	37.5%	Game: 23-54	42.6%	Deadball		Rebounds						
3FG % 1st Half: 4-8		50.0%	2nd half: 1-10	10.0%	Game: 5-18	27.8%									
FT % 1st Half: 10-16		62.5%	2nd half: 6-7	85.7%	Game: 16-23	69.6%									

Officials: Michael Nardone, Matt Palumb, Jason Mirabito

Technical fouls: Iona College-None, Fairfield-None.

Attendance:

Score by periods	1st	2nd	Total
Iona College	23	29	52
Fairfield	36	31	67

Last FG - ION 2nd-01:34, FFD 2nd-03:06.

Largest lead - ION by 2 1st-18:51, FFD by 23 2nd-13:41.

ION led for 02:03, FFD led for 34:44. Game was tied for 03:13.

Points	In	Off	2nd	Fast	Bench
ION	24	13	13	9	19
FFD	30	23	15	8	17

Score tied - 4 times.
Lead changed - 3 times.

GM# 15 • VS. SIENA

Iona College 55 • 10-5

#	Player	Total		3-Ptr		Rebounds			PF	TP	A	TO	Blk	Stl	Min
		FG-FGA	FG-FGA	FT-FTA	Off Def Tot	PF	TP	A TO Blk Stl Min							
11	Koroma, Dwayne	f	0-1	0-0	0-0	0 1 1	2	0	0 1 0 0 8						
23	Jr. Joseph, Nelly	f	1-6	0-0	0-2	3 5 8	3	2	3 2 0 0 2						
00	JeanLouis, Berrick	g	4-7	2-3	3-4	2 0 2	3	13	1 0 0 5 40						
02	Gist, Asante	g	2-15	2-8	10-10	0 6 2	1	16	3 2 0 0 1						
20	Ross, Isaiah	g	5-14	3-9	1-2	1 6 7	2	14	0 2 0 0 33						
01	Cashaw, Colton		0-0	0-0	0-0	0 0 0	1	0	0 0 0 0 0						
03	Myers, Ryan		0-3	0-0	0-0	0 0 0	1	0	0 1 0 1 8						
24	van Eyck, Dylan		1-6	0-5	4-4	3 5 8	3	6	2 1 1 0 31						
55	Shema, Osborn		1-3	0-0	2-2	1 0 1	1	4	0 1 1 0 9						
Team					6 4 10										
Totals			14-55	7-25	20-24	16 23 39	17	55	9 12 2 9						200
FG % 1st Half: 6-25		24.0%	2nd half: 8-30	26.7%	Game: 14-55	25.5%	Deadball		Rebounds						
3FG % 1st Half: 2-8		25.0%	2nd half: 5-17	29.4%	Game: 7-25	28.0%									
FT % 1st Half: 7-10		70.0%	2nd half: 13-14	92.9%	Game: 20-24	83.3%									

Siena 52 • 12-5

#	Player	Total		3-Ptr		Rebounds			PF	TP	A	TO	Blk	Stl	Min
		FG-FGA	FG-FGA	FT-FTA	Off Def Tot	PF	TP	A TO Blk Stl Min							
01	Golson Jr., Colin	f	3-4	1-2	0-0	0 4 4	4	7	0 0 0 1 23						
55	Stormo, Jackson	f	6-8	1-1	1-2	1 2 3	3	14	2 2 3 1 28						
03	Camper, Manny	g	2-8	0-3	2-8	0 5 5	3	6	0 5 0 3 40						
14	King, Jordan	g	2-6	1-3	2-2	0 3 3	4	7	0 2 0 0 32						
22	Pickett, Jalen	g	5-12	1-5	2-4	2 6 8	4	13	5 6 1 1 38						
12	Young, Kyle		0-0	0-0	0-0	0 4 4	4	0	0 0 0 0 12						
15	Mahala, Robert		0-0	0-0	0-0	0 0 0	0	0	0 0 0 0 3						
25	Carpenter, Aidan		2-4	1-1	0-0	0 0 0	2	5	1 1 0 0 24						
Team					1 1 2										
Totals			20-42	5-15	7-16	4 25 29	24	52	8 17 4 6						200
FG % 1st Half: 9-21		42.9%	2nd half: 11-21	52.4%	Game: 20-42	47.6%	Deadball		Rebounds						
3FG % 1st Half: 2-5		40.0%	2nd half: 3-10	30.0%	Game: 5-15	33.3%									
FT % 1st Half: 4-8		50.0%	2nd half: 3-8	37.5%	Game: 7-16	43.8%									

Officials: Michael Kitts, Ryan Corbett, Matt Palumb

Technical fouls: Iona College-None, Siena-None.

Attendance:

2021 MAAC Championship - Quarterfinal Round

Score by periods	1st	2nd	Total
Iona College	21	34	55
Siena	24	28	52

Last FG - ION 2nd-03:13, SIE 2nd-00:00.

Largest lead - ION by 7 2nd-00:31, SIE by 9 2nd-09:54.

ION led for 09:53, SIE led for 23:15. Game was tied for 06:52.

Points	In	Off	2nd	Fast	Bench
ION	12	10	8	4	10
SIE	28	6	4	11	5

Score tied - 5 times.
Lead changed - 5 times.

GM# 14 • VS. QUINNIPIAC

Iona College 72 • 9-5

#	Player		Total		3-Ptr		Rebounds			PF	TP	A	TO	Blk	Stl	Min
			FG-FGA	FG-FGA	FT-FTA	Off	Def	Tot								
11	Koroma, Dwayne	f	5-8	0-0	0-2	2	0	2	2	10	2	1	0	0	0	18
23	Jr. Joseph, Nelly	f	4-6	0-0	1-3	3	6	9	3	9	0	1	0	0	0	17
00	JeanLouis, Berrick	g	3-7	0-1	1-2	2	9	11	1	7	2	3	1	3	33	33
02	Gist, Asante	g	3-10	0-1	6-6	0	2	2	2	12	2	1	0	1	27	27
20	Ross, Isaiah	g	5-12	1-1	4-4	1	2	3	2	15	0	4	0	1	34	34
01	Cashaw, Colton		1-2	0-0	0-0	0	0	0	0	2	1	0	0	0	4	4
03	Myers, Ryan		2-5	1-2	0-0	0	2	2	3	5	1	2	0	0	20	20
04	Weiss, Parker		0-0	0-0	0-0	0	0	0	0	0	0	0	0	0	1	1
05	Chavez, Tahlík		1-4	1-2	0-0	0	0	0	1	3	0	0	0	0	5	5
15	Crafoord, Johan		0-0	0-0	0-0	0	0	0	0	0	0	0	0	0	1	1
24	van Eyck, Dylan		0-1	0-0	0-0	0	10	10	3	0	2	2	0	2	17	17
44	Carey, James		0-0	0-0	0-0	0	0	0	0	0	0	0	0	0	1	1
55	Shema, Osborn		4-5	0-0	1-2	4	6	10	3	9	1	0	0	0	22	22
Team						0	1	1								
Totals			28-60	3-7	13-19	12	38	50	20	72	11	15	1	7	200	200
FG % 1st Half: 9-28			32.1%	2nd half: 19-32	59.4%	Game: 28-60	46.7%				Deadball					
3FG % 1st Half: 1-3			33.3%	2nd half: 2-4	50.0%	Game: 3-7	42.9%				Rebounds					
FT % 1st Half: 6-8			75.0%	2nd half: 7-11	63.6%	Game: 13-19	68.4%				3					

GM# 17 • VS. FAIRFIELD

Iona College 60 • 12-5															
##	Player	Total		3-Ptr	Rebounds			PF	TP	A	TO	Blk	Stl	Min	
		FG-FGA	FG-FGA	FT-FTA	Off	Def	Tot								
11	Koroma, Dwayne	f	1-1	0-0	0-0	1	2	3	3	2	1	0	0	16	
23	Jr. Joseph, Nelly	f	5-7	0-0	2-3	3	8	11	2	12	2	2	3	33	
00	JeanLouis, Berrick	g	2-5	0-1	2-5	1	3	4	3	6	4	4	0	38	
02	Gist, Asante		5-13	2-8	6-6	0	4	4	1	18	1	1	1	32	
20	Ross, Isaiah	g	5-14	1-5	2-2	0	5	5	2	13	1	2	0	37	
01	Cashaw, Colton		0-1	0-0	0-0	0	1	1	0	0	0	1	0	5	
03	Myers, Ryan		0-2	0-1	0-0	0	1	1	1	0	0	1	0	8	
05	Chavez, Tahlík		0-0	0-0	0-0	0	0	0	0	0	0	0	0	1	
24	van Eyck, Dylan		4-7	1-1	0-0	1	3	4	4	9	0	1	0	24	
55	Shema, Osborn		0-0	0-0	0-0	2	0	2	0	0	0	0	1	6	
	Team					1	2	3	1			2			
Totals			22-50	4-16	12-16	9	29	38	17	60	9	14	4	5	200
FG % 1st Half: 13-28 46.4% 2nd half: 9-22 40.9% Game: 22-50 44.0%															
3FG % 1st Half: 2-9 22.2% 2nd half: 2-7 28.6% Game: 4-16 25.0%															
FT % 1st Half: 2-2 100.0% 2nd half: 10-14 71.4% Game: 12-16 75.0%															
Deadball Rebounds 1,1															

Fairfield 51 • 10-17															
##	Player	Total		3-Ptr	Rebounds			PF	TP	A	TO	Blk	Stl	Min	
		FG-FGA	FG-FGA	FT-FTA	Off	Def	Tot								
04	Wojcik, Jake	f	2-8	1-6	8-8	0	8	8	3	13	1	3	0	3	36
14	Edokpayi, Jason		0-1	0-0	0-0	0	0	0	0	0	0	0	0	4	4
20	Crisler, Zach	f	0-3	0-3	2-2	0	2	2	0	2	0	0	1	1	24
00	Green, Caleb	g	3-9	1-4	3-4	1	2	3	3	10	3	1	0	0	38
02	Benning, Taj	g	4-10	3-5	0-0	0	4	4	2	11	0	3	0	0	33
05	Cook, Supreme		3-5	0-0	0-3	3	0	3	2	6	1	0	0	0	18
10	Jeanne-Rose, Allan		1-3	0-0	0-0	1	1	2	3	2	0	0	1	0	13
22	Kelly, John		0-0	0-0	0-0	0	0	0	0	0	0	0	0	0	1
24	Cruz, Jesus		3-14	0-3	1-2	1	4	5	5	7	1	2	0	0	33
	Team					3	0	3				1			
Totals			16-53	5-21	14-19	9	21	30	18	51	6	10	2	4	200
FG % 1st Half: 7-25		28.0%	2nd half: 9-28		32.1%	Game: 16-53		30.2%	Deadball Rebounds 3.1						
3FG % 1st Half: 2-8		25.0%	2nd half: 3-13		23.1%	Game: 5-21		23.8%							
FT % 1st Half: 2-4		50.0%	2nd half: 12-15		80.0%	Game: 14-19		73.7%							

Officials: Brandon Cruz, Andy O'Brien, Adam Vandenburg
Technical fouls: Iona College-TEAM, Fairfield-None.
Attendance:
2021 MAAC Championship - Final

Score by periods				1st	2nd	Total						
Iona College				30	30	60	Points	In	Off	2nd	Fast	Bench
Fairfield				18	33	51	ION	28	4	8	6	9
							FFD	20	16	11	2	15

Last FG - ION 2nd-04:21, FFD 2nd-00:44.

Largest lead - ION by 16 2nd-06:07, FFD None.

ION led for 38:29, FFD led for 00:00. Game was tied for 01:31.

Score tied - 0 times.

Lead changed - 0 times.

CAREER STATISTICS FOR CURRENT PLAYERS

Brooks, Jordan

Season	gp-gs	min/avg	Total		3-Point		F-Throws		Rebounds										Scoring	
			fg-fga	pct	fg-fga	pct	ft-fa	pct	off	def	tot	avg	pf	fo	ast	to	blk	stl	pts	avg
2020-21	2-0	4/2.0	0-0	.000	0-0	.000	0-0	.000	0	0	0	0.0	0	0	0	0	0	0	0	0.0
TOTAL	2-0	4/2.0	0-0	.000	0-0	.000	0-0	.000	0	0	0	0.0	0	0	0	0	0	0	0	0.0

Carey, James

Season	gp-gs	min/avg	Total		3-Point		F-Throws		Rebounds										Scoring	
			fg-fga	pct	fg-fga	pct	ft-fa	pct	off	def	tot	avg	pf	fo	ast	to	blk	stl	pts	avg
2020-21	4-0	5/1.3	1-2	.500	0-1	.000	0-0	.000	0	0	0	0.0	1	0	0	0	0	0	2	0.5
TOTAL	4-0	5/1.3	1-2	.500	0-1	.000	0-0	.000	0	0	0	0.0	1	0	0	0	0	0	2	0.5

Cashaw, Colton

Season	gp-gs	min/avg	Total		3-Point		F-Throws		Rebounds										Scoring	
			fg-fga	pct	fg-fga	pct	ft-fa	pct	off	def	tot	avg	pf	fo	ast	to	blk	stl	pts	avg
2019-20	16-0	127/7.9	1-8	.125	0-1	.000	7-8	.875	1	9	10	0.6	15	0	7	3	2	6	9	0.6
2020-21	8-0	39/4.9	2-7	.286	0-0	.000	0-0	.000	0	3	3	0.4	6	0	4	2	0	3	4	0.5
TOTAL	24-0	166/6.9	3-15	.200	0-1	.000	7-8	.875	1	12	13	0.5	21	0	11	5	2	9	13	0.5

Chavez, Tahlík

Season	gp-gs	min/avg	Total		3-Point		F-Throws		Rebounds										Scoring	
			fg-fga	pct	fg-fga	pct	ft-fa	pct	off	def	tot	avg	pf	fo	ast	to	blk	stl	pts	avg
2020-21	16-1	149/9.3	13-54	.241	10-42	.238	15-16	.938	4	15	19	1.2	16	0	13	8	1	6	51	3.2
TOTAL	16-1	149/9.3	13-54	.241	10-42	.238	15-16	.938	4	15	19	1.2	16	0	13	8	1	6	51	3.2

Crafoord, Johan

Season	gp-gs	min/avg	Total		3-Point		F-Throws		Rebounds										Scoring	
			fg-fga	pct	fg-fga	pct	ft-fa	pct	off	def	tot	avg	pf	fo	ast	to	blk	stl	pts	avg
2020-21	6-0	20/3.3	1-2	.500	0-0	.000	2-2	1.000	0	2	2	0.3	6	0	2	3	0	0	4	0.7
TOTAL	6-0	20/3.3	1-2	.500	0-0	.000	2-2	1.000	0	2	2	0.3	6	0	2	3	0	0	4	0.7

Gist, Asante

Season	gp-gs	min/avg	Total		3-Point		F-Throws		Rebounds										Scoring	
			fg-fga	pct	fg-fga	pct	ft-fa	pct	off	def	tot	avg	pf	fo	ast	to	blk	stl	pts	avg
2016-17*	31-29	986/31.8	158-422	.374	64-189	.339	114-155	.735	10	69	79	2.5	96	4	118	105	1	29	494	15.9
2017-18*	6-5	165/27.5	17-44	.386	7-18	.389	7-15	.467	1	17	18	3.0	16	0	16	11	0	3	48	8.0
2018-19	33-21	978/29.6	130-319	.408	67-186	.360	87-111	.784	14	64	78	2.4	66	1	77	54	0	19	414	12.5
2019-20	15-13	443/29.5	51-133	.383	28-78	.359	21-30	.700	5	28	33	2.2	36	2	39	28	1	7	151	10.1
2020-21	15-13	439/29.3	53-153	.346	21-63	.333	72-81	.889	2	29	31	2.1	32	1	55	37	1	11	199	13.3
TOTAL	63-47	1860/29.5	234-605	.387	116-327	.355	180-222	.811	21	121	142	2.3	134	4	171	119	2	37	764	12.1
All*	100-81	3011/30.1	409-1071	.382	187-534	.350	301-392	.768	32	207	239	2.4	246	8	305	235	3	69	1306	13.1

* Statistics from prior team/school

James, Trey

Season	gp-gs	min/avg	Total		3-Point		F-Throws		Rebounds										Scoring	
			fg-fga	pct	fg-fga	pct	ft-fa	pct	off	def	tot	avg	pf	fo	ast	to	blk	stl	pts	avg
2020-21	2-0	6/3.0	0-0	.000	0-0	.000	1-2	.500	1	1	2	1.0	2	0	0	2	0	0	1	0.5
TOTAL	2-0	6/3.0	0-0	.000	0-0	.000	1-2	.500	1	1	2	1.0	2	0	0	2	0	0	1	0.5

JeanLouis, Berrick

Season	gp-gs	min/avg	Total		3-Point		F-Throws		Rebounds										Scoring	
			fg-fga	pct	fg-fga	pct	ft-fa	pct	off	def	tot	avg	pf	fo	ast	to	blk	stl	pts	avg
2018-19*	15-0	92/6.1	14-34	.412	3-19	.158	4-8	.500	5	8	13	0.9	8	0	5	6	1	1	35	2.3
2020-21	17-17	535/31.5	53-109	.486	17-44	.386	17-30	.567	23	72	95	5.6	59	6	30	31	18	39	140	8.2
TOTAL	17-17	535/31.5	53-109	.486	17-44	.386	17-30	.567	23	72	95	5.6	59	6	30	31	18	39	140	8.2
All*	32-17	627/19.6	67-143	.469	20-63	.317	21-38	.553	28	80	108	3.4	67	6	35	37	19	40	175	5.5

CAREER STATISTICS FOR CURRENT PLAYERS

Jr. Joseph, Nelly

Season	gp-gs	min/avg	Total		3-Point		F-Throws		Rebounds				pf	fo	ast	to	blk	stl	Scoring	
			fg-fga	pct	fg-fga	pct	ft-fta	pct	off	def	tot	avg							pts	avg
2020-21	17-15	465/27.4	78-131	.595	0-1	.000	37-58	.638	51	78	129	7.6	57	4	22	39	26	10	193	11.4
TOTAL	17-15	465/27.4	78-131	.595	0-1	.000	37-58	.638	51	78	129	7.6	57	4	22	39	26	10	193	11.4

Koroma, Dwayne

Season	gp-gs	min/avg	Total		3-Point		F-Throws		Rebounds				pf	fo	ast	to	blk	stl	Scoring	
			fg-fga	pct	fg-fga	pct	ft-fta	pct	off	def	tot	avg							pts	avg
2020-21	17-11	261/15.4	21-48	.438	1-6	.167	5-15	.333	16	43	59	3.5	49	4	20	19	4	6	48	2.8
TOTAL	17-11	261/15.4	21-48	.438	1-6	.167	5-15	.333	16	43	59	3.5	49	4	20	19	4	6	48	2.8

Myers, Ryan

Season	gp-gs	min/avg	Total		3-Point		F-Throws		Rebounds				pf	fo	ast	to	blk	stl	Scoring	
			fg-fga	pct	fg-fga	pct	ft-fta	pct	off	def	tot	avg							pts	avg
2020-21	17-3	273/16.1	34-81	.420	19-42	.452	17-24	.708	3	22	25	1.5	26	0	17	17	2	3	104	6.1
TOTAL	17-3	273/16.1	34-81	.420	19-42	.452	17-24	.708	3	22	25	1.5	26	0	17	17	2	3	104	6.1

Ross, Isaiah

Season	gp-gs	min/avg	Total		3-Point		F-Throws		Rebounds				pf	fo	ast	to	blk	stl	Scoring	
			fg-fga	pct	fg-fga	pct	ft-fta	pct	off	def	tot	avg							pts	avg
2016-17*	34-10	585/17.2	87-221	.394	64-170	.376	35-42	.833	12	53	65	1.9	64	1	19	29	1	16	273	8.0
2017-18*	32-17	805/25.2	120-300	.400	70-195	.359	53-68	.779	21	77	98	3.1	65	2	32	47	0	17	363	11.3
2019-20	29-21	899/31.0	107-233	.459	69-172	.401	37-51	.725	16	76	92	3.2	72	2	33	37	3	21	320	11.0
2020-21	17-17	582/34.2	107-235	.455	43-110	.391	56-69	.812	15	50	65	3.8	30	0	25	50	1	25	313	18.4
TOTAL	46-38	1481/32.2	214-468	.457	112-282	.397	93-120	.775	31	126	157	3.4	102	2	58	87	4	46	633	13.8
All*	112-65	2871/25.6	421-989	.426	246-647	.380	181-230	.787	64	256	320	2.9	231	5	109	163	5	79	1269	11.3

* Statistics from prior team/school

Rowe, Omar

Season	gp-gs	min/avg	Total		3-Point		F-Throws		Rebounds				pf	fo	ast	to	blk	stl	Scoring	
			fg-fga	pct	fg-fga	pct	ft-fta	pct	off	def	tot	avg							pts	avg
2020-21	7-0	24/3.4	1-2	.500	1-1	1.000	2-4	.500	1	3	4	0.6	6	0	1	1	0	1	5	0.7
TOTAL	7-0	24/3.4	1-2	.500	1-1	1.000	2-4	.500	1	3	4	0.6	6	0	1	1	0	1	5	0.7

Shema, Osborn

Season	gp-gs	min/avg	Total		3-Point		F-Throws		Rebounds				pf	fo	ast	to	blk	stl	Scoring	
			fg-fga	pct	fg-fga	pct	ft-fta	pct	off	def	tot	avg							pts	avg
2020-21	9-0	123/13.7	12-21	.571	0-2	.000	7-10	.700	10	24	34	3.8	14	0	5	6	2	3	31	3.4
TOTAL	9-0	123/13.7	12-21	.571	0-2	.000	7-10	.700	10	24	34	3.8	14	0	5	6	2	3	31	3.4

van Eyck, Dylan

Season	gp-gs	min/avg	Total		3-Point		F-Throws		Rebounds				pf	fo	ast	to	blk	stl	Scoring	
			fg-fga	pct	fg-fga	pct	ft-fta	pct	off	def	tot	avg							pts	avg
2019-20	27-13	511/18.9	32-63	.508	6-26	.231	25-40	.625	27	87	114	4.2	70	5	26	19	24	23	95	3.5
2020-21	17-6	427/25.1	43-98	.439	14-45	.311	24-32	.750	30	81	111	6.5	53	5	41	31	10	9	124	7.3
TOTAL	44-19	938/21.3	75-161	.466	20-71	.282	49-72	.681	57	168	225	5.1	123	10	67	50	34	32	219	5.0

Weiss, Parker

Season	gp-gs	min/avg	Total		3-Point		F-Throws		Rebounds				pf	fo	ast	to	blk	stl	Scoring	
			fg-fga	pct	fg-fga	pct	ft-fta	pct	off	def	tot	avg							pts	avg
2019-20	5-0	10/2.0	0-7	.000	0-7	.000	0-2	.000	0	0	0	0.0	2	0	0	0	0	0	0	0.0
2020-21	10-0	16/1.6	2-2	1.000	1-1	1.000	0-0	.000	1	0	1	0.1	1	0	0	0	0	0	5	0.5
TOTAL	15-0	26/1.7	2-9	.222	1-8	.125	0-2	.000	1	0	1	0.1	3	0	0	0	0	0	5	0.3

THE LAST TIME... (TEAM STATISTICS)

The Last Time	Iona	Gms Since	Opponent	Gms Since
Game Duration				
Played in Overtime	Niagara 100, Iona 91 OT (2/29/20)	22	Niagara 100, Iona 91 OT (2/29/20)	22
Won in Overtime	Iona 87, Quinnipiac 82 2OT (2/29/20)	91	Niagara 100, Iona 91 OT (2/29/20)	22
Played in Double Overtime	Iona 87, Quinnipiac 82 2OT (2/2/18)	91	Iona 87, Quinnipiac 82 2OT (2/2/18)	91
Won in Double Overtime	Iona 87, Quinnipiac 82 2OT (2/2/18)	91	Manhattan 73, Iona 73 2OT (2/14/13)	258
Played in Triple Overtime	Canisius 90, Iona 88 3OT (1/30/05)	520	Canisius 90, Iona 88 3OT (1/30/05)	520
Won in Triple Overtime	Never (0-2)		Canisius 90, Iona 88 3OT (1/30/05)	520
Ranked Opponent				
Beat a Ranked Opponent	Iona 89, No. 23 Iowa State 72 (11/26/05)	506		
Played a Ranked Opponent	No. 3 North Carolina 88, Iona 73 (3/22/19)	47		
Score Margin				
Won by 15-19 points	18, Iona 85, Manhattan 67 (2/21/21)	9	15, Fairfield 67, Iona 52 (12/12/20)	13
Won by 20-29 points	24, Iona 72, Quinnipiac 48 (2/20/21)	4	22, Seton Hall 86, Iona 64 (11/23/20)	17
Won by 30-39 points	34, Iona 98, Marist 64 (2/8/18)	90	31, Louisville 67, Iona 36 (12/29/07)	435
Won by 40-49 points	44, Iona 105, Bucknell 61 (12/2/00)	656	45, Colorado 99, Iona 54 (12/29/19)	40
Won by 50 points or more	50, Iona 126, Delaware State 76 (11/26/14)	212	50, Iona 54, No. 1 UConn 104 (12/20/03)	562
Score Total				
Scored 100 points or more	103, Iona 103, Monmouth 84 (1/3/19)	68	100, Niagara 100, Iona 91 OT (2/29/20)	22
Scored 90-99 points	91, Iona 91, Monmouth 86 (2/19/21)	6	94, Monmouth 94, Iona 88 (1/26/20)	32
Scored 80-89 points	88, Iona 88, Monmouth 65 (2/20/21)	9	83, Morgan State 83, Iona 72 (12/8/20)	15
Scored less than 60 points	55, Iona 55, Siena 52 (3/10/21)	3	51, Iona 60, Fairfield 51 (3/13/21)	1
Scored less than 50 points	49, Manhattan 72, Iona 49 (2/2/20)	30	48, Iona 72, Quinnipiac 48 (3/9/21)	4
Scored less than 40 points	39, Manhattan 52, Iona 39 (2/9/09)	391	39, Iona 62, Loyola (Md.) 39 (3/7/03)	570
Both teams scored less than 60	Iona 55, Siena 52 (3/10/21)	3		
Both teams scored less than 50	Iona 49, Saint Peter's 48 (2/28/10)	355		
Field Goal Percentage				
Shot 70.0% or better from the floor	70.0%, vs. Wagner (12/3/02)	593		
Shot 60.0-69.9% from the floor	64.3%, at Canisius (2/27/20)	23	61.4%, at Rider (2/25/18)	84
Shot 55.0-59.9% from the floor	55.4%, vs. Monmouth (2/19/21)	5	55.1%, at Seton Hall (11/30/20)	17
Shot 30-35.0% or lower from the floor	32.7%, at Fairfield (12/12/20)	13	30.2%, vs. Fairfield (3/13/21)	1
Shot 25.0-29.9% from the floor	25.5%, vs. Siena (3/10/21)	3	28.1%, vs. Quinnipiac (3/9/21)	4
Shot less than 25.0% from the floor	23.7%, vs. St. Bonaventure (11/19/04)	537	23.7%, vs. St. Bonaventure (11/19/04)	537
Three Point Field Goals				
Made 24 or more three-point FGs	24, vs. Delaware State (11/26/14)*	212	Never	
Made 20-23 three-point FGs	20, at Holy Cross (12/19/17)	103	Never	
Made 19 three-point FG	19, vs. Fairfield (12/1/15)	178	Never	
Made 19 three-point FG	19, vs. Monmouth (3/8/15)	184		
Made 18 three-point FG	18, vs. Liberty (12/18/12)	275	Never	
Made 18 three-point FG	18, at Albany (11/23/10)	349		
Made 17 three-point FG	17, vs. Monmouth (1/26/20)	32	17, at Colorado (12/29/19)	40
Made 16 three-point FG	16, vs. Rider (1/14/18)	96	16, vs. Fairfield (1/5/19)	67
Made 15 three-point FG	15, vs. North Carolina (3/22/19)	47	15, at Niagara (2/29/20)	22
Made 10-14 three-point FG	13, vs. Monmouth (2/19/21)	5	11, vs. Morgan State (12/8/20)	15
Did not make a three-pt. FG	0-10, at Marist (12/5/08)	410	0-12, vs. St. John's (12/17/17)	104
Free Throws				
Attempted 50 or more FT	50 (38-50), at Marist (1/28/05)	521	54 (38-54), vs. Niagara (3/6/04)	540
Attempted 40 or more FT	40 (34-40), vs. Canisius (3/9/13)	253	40 (27-40), at Florida State (11/15/16)	148
Made 35 or more FT	34 (34-40), vs. Canisius (3/9/13)	253	38 (38-54), vs. Niagara (3/6/04)	540
Made 30 or more FT	30 (30-35), vs. Marist (2/16/20)	26	33 (33-38), vs. Niagara (3/6/10)	354
Rebounds				
Had 55 or more rebounds	51, vs. Coppin State (12/23/20)	10	56, at Niagara (12/29/17)	101
Had 50-54 rebounds	50, vs. Quinnipiac (3/9/21)	4	52, vs. No. 3 North Carolina (3/22/19)	47
Had 45-49 rebounds	49, vs. Monmouth (2/19/21)	5	45, vs. Saint Peter's (3/11/20)	18
Had 40-44 rebounds	40, at Fairfield (12/11/20)	14	44, vs. Rider (2/21/20)	24
Had 25 or less rebounds	24, at Rider (12/19/20)	11	25, vs. Coppin State (12/23/20)	10
Rebounds				
Had 35 or more assists	35, vs. Delaware State (11/26/14)*	212		
Had 30-34 assists	34, vs. Niagara (1/4/14)	238	30, at Yale (12/22/18)	70
Had 28-29 assists	29, vs. Marist (2/8/15)	193	28, at No. 1 UConn (12/20/03)	562
Had 25-27 assists	25, vs. Coastal Carolina (11/19/17)	109	26, at Colorado (12/29/19)	40
Had 20-24 assists	20, vs. Monmouth (2/19/21)	6	20, vs. Morgan State (12/8/20)	15
Steals				
Made 15-19 steals	15, vs. Siena (2/13/16)	158	16, at Monmouth (1/5/20)	38
Made 20 or more steals	20, at Loyola (Md.) (1/6/08)	432	19, vs. Wagner (12/4/01)	622
Turnovers				
Had 25 or more turnovers	27, vs. Monmouth (2/19/21)	6	25, vs. Long Beach State (11/19/18)	77
Had 20-24 turnovers	20, vs. Manhattan (2/12/21)	9	20, at New Mexico (11/13/18)	78
Had 6-10 turnovers	10, at Rider (12/18/20)	12	10, vs. Fairfield (3/13/21)	1
Had 5 or less turnovers	4, vs. Quinnipiac (2/8/19)	58	5, vs. Manhattan (2/14/20)	27
Blocks				
Blocked 10 or more shots	10, at Manhattan (2/28/14)	222	10, vs. Saint Peter's (2/15/19)	55
Double Digit Scorers				
Seven or more players	vs. Niagara (1/4/14)	238		
Six players	vs. Marist (1/18/19)	64		
Five players	vs. Monmouth (2/19/21)	6	at Niagara (2/29/20)	22
Four players	vs. Monmouth (2/20/21)	5	vs. Monmouth (2/21/21)	6
Zero Players	vs. Siena (12/7/09)	377	vs. Quinnipiac (2/8/00)	4

THE LAST TIME AN IONA PLAYER...

Points Scored

Scored 50 or more	50 – Warren Issac vs. Bates (Dec. 18, 1964)
Scored 45-49 points	45 – A.J. English vs. Monmouth (Jan. 15, 2016)
Scored 40-44 points	40 – Rickey McGill at Rider (Feb. 25, 2018)
Scored 35-39 points	38 – Jordan Washington vs. Rider (Feb. 19, 2017)
Scored 30-34 points	31 – Isaiah Ross vs. Monmouth (Feb. 20, 2021)
Scored 25-29 points	28 – Isaiah Ross vs. Coppin State (Dec. 23, 2020)
Scored back-to-back 30+ point efforts	A.J. English at Monmouth, at Siena (Feb. 19-22, 2015)
Two players had at least 30 points	Mike Glover (34) and Scott Machado (33) vs. Saint Joseph's (Nov. 23, 2011)
Two players had at least 20 points	Isaiah Ross (28) and Asante Gist (24) vs. Coppin State (Dec. 23, 2020)
Three players had at least 20 points	Asante Gist (23), Tajuan Agee (21), E.J. Crawford (21) vs. Princeton (Dec. 17, 2019)

Three-Point Field Goals

Hit more than 10 3-point field goals	13 – A.J. English vs. Fairfield (Dec. 1, 2015) (School/MAAC Record)
Hit 10 3-point field goals	10 – Sean Armand vs. Siena (Jan. 3, 2012)
Hit 9 3-point field goals	9 – Isaiah Williams vs. Monmouth (Mar. 8, 2015)
Hit 8 3-point field goals	8 – Deyshonee Much at Canisius (Feb. 5, 2016)
Hit 7 3-point field goals	7 – Rickey McGill vs. North Carolina (Mar. 22, 2019)
Hit 6 3-point field goals	6 – Isaiah Ross at Hofstra (Dec. 5, 2020)
Hit 5 3-point field goals	5 – Isaiah Ross vs. Monmouth (Feb. 20, 2021)

Free Throws

Made at least 10 free throws	10 – Asante Gist vs. Siena (Mar. 10, 2021)
Made at least 15 free throws	16 – Devon Clarke at Fairfield (Dec. 7, 2008)

Rebounds

Had 20 or more rebounds	20 – Jonathan Duck vs. Seton Hall (Nov. 24, 1990)
Had 18 or more rebounds	18 – David Laury at Marist (Feb. 20, 2015)
Had 17 or more rebounds	17 – Tajuan Agee vs. Niagara (Jan. 12, 2020)
Had 15 rebounds or more	16 – TK Edogi at Niagara (Dec. 29, 2017)
Two players had 10 rebounds or more	Dylan van Eyck (12) and Nelly Junior Joseph (12) vs. Coppin State (Dec. 23, 2020)
Three players had 10 rebounds or more	Berrick JeanLouis (11), Dylan van Eyck (10), Osborn Shema (10) vs. Quinnipiac (Mar. 9, 2021)

Assists

Had 17 or more assists	17 – Danny Doyle vs. Fairfield (Feb. 19, 1994) (school record)
Had 16 assists	16 – Scott Machado vs. Manhattan (Jan. 12, 2012)
Had 15 assists	15 – Scott Machado vs. Nevada (Feb. 18, 2012)
Had 14 assists	14 – Rickey McGill vs. Canisius (Jan. 8, 2017)
Had 13 assists	13 – A.J. English vs. Monmouth (Feb. 14, 2014)
Had 12 assists	12 – Rickey McGill vs. Canisius (Jan. 21, 2018)
Had 11 assists	11 – Isaiah Washington at Canisius (Feb. 27, 2020)
Had 10 assists	10 – Asante Gist at Rider (Dec. 19, 2020)
Had back-to-back 10+ assist efforts	Scott Machado (2 gms, Dec. 21-29, 2011)
Had three straight 10+ assist efforts	Scott Machado (5 gms, Nov. 17-28, 2011)
Had four straight 10+ assist efforts	Scott Machado (5 gms, Nov. 17-28, 2011)
Had five straight 10+ assist efforts	Scott Machado (5 gms, Nov. 17-28, 2011)

Steals

Had 10 or more steals	10 – Ricky Solver vs. Portland State (Nov. 25, 2005)
Had 9 steals	9 – Ricky Rivers vs. Akron (Dec. 4, 1993)
Had 8 steals	8 – Ricky Solver at Rider (Feb. 11, 2006)
Had 7 steals	7 – A.J. English vs. Monmouth (Jan. 15, 2016)
Had 6 steals	6 – Deyshonee Much vs. NJIT (Dec. 14, 2016)
Had 5 steals	5 – Ben Perez vs. Monmouth (Mar. 11, 2019)

Blocks

Had 10 or more blocks	11 – Nakiea Miller vs. Fairfield (March 5, 2000)
Had 9 blocks	9 – Greg Jenkins vs. Manhattan (Jan. 25, 2004)
Had 8 blocks	8 – Nakiea Miller vs. St. Francis NY (Nov. 28, 2000)
Had 7 blocks	7 – Isaiah Williams at Manhattan (Feb. 28, 2014)
Had 6 blocks	6 – Niksa Nikolic vs. Rider (Jan. 25, 2019)
Had 5 blocks	5 – Nelly Junior Joseph vs. Monmouth (Feb. 19, 2021)

Double-Doubles

Registered a double-double	Nelly Junior Joseph (12p/11r) vs. Fairfield (Mar. 13, 2021)
Back-to-back double-doubles	Tajuan Agee (2 gms, Feb. 2-7, 2020)
Three straight double-doubles	Tajuan Agee (3 gms, Feb. 8-13, 2019)
Four straight double-doubles	Jordan Washington (4 gms, Feb. 14-24, 2017)
Five straight double-doubles	David Laury (5 gms, Jan. 20-Feb. 4, 2013)
Six straight double-doubles	Mike Glover (8 gms, Nov. 30-Dec. 29, 2010)
Seven straight double-doubles	Mike Glover (8 gms, Nov. 30-Dec. 29, 2010)
Eight straight double-doubles	Mike Glover (8 gms, Nov. 30-Dec. 29, 2010)
At least two players had a double-double	Tajuan Agee (27p/12r) and E.J. Crawford (20p/10r) at Quinnipiac (Feb. 19, 2019)
Three or more players had a double-double	Mike Glover (13p/12r), Taaj Ridley (16p/12r), Scott Machado (14p/11a) vs. Purdue (Nov. 17, 2011)

IONA'S TRIPLE-DOUBLES...

Nakiea Miller (14p/10r/11b) vs. Fairfield (Mar. 5, 2000)
Scott Machado (10p/11r/10a) vs. Marist (Feb. 12, 2012)
Isaiah Washington (14p/10r/11a) at Canisius (Feb. 27, 2020)

SEASON/CAREER HIGHS

#0 - BERRICK JEANLOUIS

Season High		Career High
16, 2x (vs. MAN, 2/13/21)	PTS	16, 2x (vs. MAN, 2/13/21)
11, 2x (vs. QUI, 3/9/21)	REB	11, 2x (vs. QUI, 3/9/21)
7, vs. MSU (12/8/20)	FG	7, vs. MSU (12/8/20)
3, 2x (vs. MAN, 2/12/21)	3FG	3, 2x (vs. MAN, 2/12/21)
3, 2x (vs. SIE, 3/10/21)	FT	3, 3x (vs. SIE, 3/10/21)
3, 4x (vs. MON, 2/19/21)	AST	3, 5x (vs. MON, 2/19/21)
3, 3x (vs. MON, 2/20/21)	BLK	3, 3x (vs. MON, 2/20/21)
5, vs. SIE (3/10/21)	STL	5, vs. SIE (3/10/21)
40, 2x (vs. SIE, 3/10/21)	MIN	40, 2x (vs. SIE, 3/10/21)

#1 - COLTON CASHAW

Season High		Career High
2, 2x (vs. QUI, 3/9/21)	PTS	3, vs. SIE (1/31/20)
2, vs. MON (2/20/21)	REB	4, at MAR (1/19/20)
1, 2x (vs. QUI, 3/9/21)	FG	1, 3x (vs. QUI, 3/9/21)
0	3FG	0
0	FT	2, 3x (vs. MAR, 2/16/20)
2, vs. MON (2/19/21)	AST	3, 2x (vs. MON, 1/26/20)
0	BLK	1, 2x (vs. CAN, 1/24/20)
2, vs. MON (2/19/21)	STL	3, at MAR (1/19/20)
10, vs. MON (2/20/21)	MIN	16, vs. SIE (1/31/20)

#2 - ASANTE GIST

Season High		Career High
24, vs. COP (12/23/20)	PTS	28, at BEL (2/16/17)
6, at QUI (2/17/21)	REB	7, vs. IUPUI (11/11/16)
5, 6x (vs. FFD, 3/13/21)	FG	10, at BEL (2/16/17)
3, 3x (vs. NIA, 3/12/21)	3FG	6, vs. PEAY (2/1/17)
11, vs. COP (12/23/20)	FT	16, vs. IUPUI (11/11/16)
10, at RID (12/19/20)	AST	10, at RID (12/19/20)
0	BLK	1, 2x (at MON, 1/5/20)
2, 2x (vs. MON, 2/20/21)	STL	4, vs. LB (11/19/18)
39, at RID (12/19/20)	MIN	45, vs. PRIN (12/17/19)

#3 - RYAN MYERS

Season High		Career High
14, at FFD (12/12/20)	PTS	14, at FFD (12/12/20)
4, 2x (vs. MON, 2/19/21)	REB	4, 2x (vs. MON, 2/19/21)
5, 2x (vs. MON, 2/19/21)	FG	5, 2x (vs. MON, 2/19/21)
3, 2x (vs. MON, 2/20/21)	3FG	3, 2x (vs. MON, 2/20/21)
5, vs. MAN (2/12/21)	FT	5, vs. MAN (2/12/21)
2, 6x (vs. MON, 2/20/21)	AST	2, 6x (vs. MON, 2/20/21)
1, vs. MON (2/20/21)	BLK	1, vs. MON (2/20/21)
0	STL	0
29, at HOF (12/5/20)	MIN	29, at HOF (12/5/20)

#4 - PARKER WEISS

Season High		Career High
3, vs. MAN (2/12/21)	PTS	3, vs. MAN (2/12/21)
1, vs. COP (12/23/20)	REB	1, vs. COP (12/23/20)
1, 2x (vs. MAN, 2/12/21)	FG	1, 2x (vs. MAN, 2/12/21)
1, vs. MAN (2/12/21)	3FG	1, vs. MAN (2/12/21)
0	FT	0
0	AST	0
0	BLK	0
0	STL	0
4, vs. MON (2/19/21)	MIN	5, vs. KENN (11/23/19)

#5 - TAHLIK CHAVEZ

Season High		Career High
17, vs. MSU (12/8/20)	PTS	17, vs. MSU (12/8/20)
7, vs. COP (12/23/20)	REB	7, vs. COP (12/23/20)
4, vs. MSU (12/8/20)	FG	4, vs. MSU (12/8/20)
4, vs. MSU (12/8/20)	3FG	4, vs. MSU (12/8/20)
5, vs. MSU (12/8/20)	FT	5, vs. MSU (12/8/20)
5, vs. MSU (12/8/20)	AST	5, vs. MSU (12/8/20)
0	BLK	0
2, 2x (vs. MAN, 2/12/21)	STL	2, 2x (vs. MAN, 2/12/21)
29, vs. MSU (12/8/20)	MIN	29, vs. MSU (12/8/20)

#11 - DWAYNE KOROMA

Season High		Career High
10, 2x (vs. QUI, 3/9/21)	PTS	10, 2x (vs. QUI, 3/9/21)
7, at HOF (12/5/20)	REB	7, at HOF (12/5/20)
5, vs. QUI (3/9/21)	FG	5, vs. QUI (3/9/21)
1, at SHU (11/30/20)	3FG	1, at SHU (11/30/20)
2, at QUI (2/17/21)	FT	2, at QUI (2/17/21)
3, 3x (vs. MAN, 2/12/21)	AST	3, 3x (vs. MAN, 2/12/21)
2, vs. MSU (12/8/20)	BLK	2, vs. MSU (12/8/20)
1, 6x (vs. MON, 2/20/21)	STL	1, 6x (vs. MON, 2/20/21)
30, at FFD (12/12/20)	MIN	30, at FFD (12/12/20)

#12 - JORDAN BROOKS

Season High		Career High
0	PTS	0
0	REB	0
0	FG	0
0	3FG	0
0	FT	0
0	AST	0
0	BLK	0
0	STL	0
3, at RID (12/19/20)	MIN	3, at RID (12/19/20)

#13 - OMAR ROWE

Season High		Career High
3, vs. COP (12/23/20)	PTS	3, vs. COP (12/23/20)
2, 2x (at FFD, 12/11/20)	REB	2, 2x (at FFD, 12/11/20)
0	FG	0
0	3FG	0
2, at FFD (12/11/20)	FT	2, at FFD (12/11/20)
1, at SHU (11/30/20)	AST	1, at SHU (11/30/20)
0	BLK	0
1, at SHU (11/30/20)	STL	1, at SHU (11/30/20)
10, at SHU (11/30/20)	MIN	10, at SHU (11/30/20)

#15 - JOHAN CRAFOORD

Season High		Career High
2, 2x (at RID, 12/18/20)	PTS	2, 2x (at RID, 12/18/20)
2, at FFD (12/12/20)	REB	2, at FFD (12/12/20)
1, at RID (12/18/20)	FG	1, at RID (12/18/20)
0	3FG	0
2, at FFD (12/12/20)	FT	2, at FFD (12/12/20)
1, 2x (at RID, 12/18/20)	AST	1, 2x (at RID, 12/18/20)
0	BLK	0
0	STL	0
9, at FFD (12/12/20)	MIN	9, at FFD (12/12/20)

#20 - ISAIAH ROSS

Season High		Career High
33, at HOF (12/5/20)	PTS	33, at HOF (12/5/20)
7, 3x (vs. NIA, 3/12/21)	REB	9, at CHI ST (3/3/18)
12, at FFD (12/11/20)	FG	12, at FFD (12/11/20)
6, at HOF (12/5/20)	3FG	7, vs. UTM (11/26/17)
8, vs. MON (2/20/21)	FT	8, vs. MON (2/20/21)
4, vs. COP (12/23/20)	AST	5, at NIA (2/29/20)
0	BLK	1, 4x (vs. RID, 2/21/20)
3, 2x (vs. MAN, 2/13/21)	STL	3, 2x (vs. MAN, 2/13/21)
39, at SHU (11/30/20)	MIN	45, at NIA (2/29/20)

#23 - NELLY JUNIOR JOSEPH

Season High		Career High
19, 2x (vs. MON, 2/19/21)	PTS	19, 2x (vs. MON, 2/19/21)
12, vs. COP (12/23/20)	REB	12, vs. COP (12/23/20)
9, 2x (vs. MON, 2/19/21)	FG	9, 2x (vs. MON, 2/19/21)
0	3FG	0
5, 2x (vs. MAN, 2/13/21)	FT	5, 2x (vs. MAN, 2/13/21)
4, at HOF (12/5/20)	AST	4, at HOF (12/5/20)
5, vs. MON (2/19/21)	BLK	5, vs. MON (2/19/21)
2, 3x (vs. SIE, 3/10/21)	STL	2, 3x (vs. SIE, 3/10/21)
37, at RID (12/19/20)	MIN	37, at RID (12/19/20)

#24 - DYLAN VAN EYCK

Season High		Career High
14, 3x (vs. NIA, 3/12/21)	PTS	15, at QUI (2/7/20)
12, 2x (vs. COP, 12/23/20)	REB	13, vs. MAN (2/14/20)
6, 2x (at FFD, 12/11/20)	FG	6, 3x (at FFD, 12/11/20)
3, vs. MON (2/20/21)	3FG	3, 2x (vs. MON, 2/20/21)
4, 2x (vs. SIE, 3/10/21)	FT	5, vs. Ohio (11/13/19)
6, at RID (12/18/20)	AST	6, 2x (at RID, 12/18/20)
1, 5x (vs. SIE, 3/10/21)	BLK	4, at SPU (3/6/20)
0	STL	3, vs. Ohio (11/13/19)
35, at RID (12/18/20)	MIN	37, at FFD (2/9/20)

#44 - JAMES CAREY

Season High		Career High
2, vs. MON (2/20/21)	PTS	5, vs. PSUB (11/20/19)
0	REB	1, vs. Geneseo (11/16/19)
1, vs. MON (2/20/21)	FG	2, vs. PSUB (11/20/19)
0	3FG	1, 2x (at Swarth, 12/7/19)
0	FT	0
0	AST	0
0	BLK	0
0	STL	1, at Swarth (12/7/19)
2, at FFD (12/11/20)	MIN	3, 2x (at Swarth, 12/7/19)

#50 - TREY JAMES

Season High		Career High
1, vs. MON (2/20/21)	PTS	1, vs. MON (2/20/21)
2, 2x (vs. MON, 2/20/21)	REB	2, 2x (vs. MON, 2/20/21)
0	FG	0
0	3FG	0
1, vs. MON (2/20/21)	FT	1, vs. MON (2/20/21)
0	AST	0
0	BLK	0
0	STL	0
4, vs. MON (2/20/21)	MIN	4, vs. MON (2/20/21)

#55 - OSBORN SHEMA

Season High		Career High
9, 2x (vs. QUI, 3/9/21)	PTS	9, 2x (vs. QUI, 3/9/21)
10, 2x (vs. QUI, 3/9/21)	REB	10, 2x (vs. QUI, 3/9/21)
4, vs. QUI (3/9/21)	FG	4, vs. QUI (3/9/21)
0	3FG	0
3, vs. MAN (2/13/21)	FT	3, vs. MAN (2/13/21)
2, vs. MAN (2/13/21)	AST	2, vs. MAN (2/13/21)
1, 2x (vs. SIE, 3/10/21)	BLK	1, 2x (vs. SIE, 3/10/21)
2, vs. MAN (2/13/21)	STL	2, vs. MAN (2/13/21)
24, vs. MON (2/20/21)	MIN	24, vs. MON (2/20/21)

2020-21 GAELS BY THE NUMBERS...

Iona Record:		When Iona Scores			
Overall	12-5	Less than 50 points	0-0	When opponents make more FTs.....	6-5
MAAC	6-3	50-59 points	1-1	When opponents shoot more FTs	9-5
At the Hynes Athletics Center.....	4-2	60-69 points	1-1	When free throws made are equal.....	1-0
On the Road.....	4-3	70-79 points	5-3	When free throws shot are equal	0-0
Neutral Sites	4-0	80-89 points	4-0	From Behind the Arc:	
MAAC Home Games.....	3-1	90-99 points	1-0	When Iona makes more threes	8-1
MAAC Away Games	3-2	More than 99 points.....	0-0	When opponents make more threes	2-3
MAAC Neutral Games.....	0-0	When Opponent Scores:		Three pointers are equal	2-1
Leading at the half	10-1	Less than 50 points	2-0	Rebounds:	
Trailing at the half	1-3	50-59 points	3-0	When Iona out rebounds opponent.....	11-1
Tied at the half.....	1-1	60-69 points	5-1	When opponent out rebounds Iona.....	1-4
Overtime	0-0	70-79 points	1-2	When rebounds are equal.....	0-0
After a win.....	8-3	80-89 points	1-2	Assists:	
After a loss.....	4-1	90-99 points	0-0	When Iona has more assists.....	10-0
Day of the Week:		More than 99 points.....	0-0	When opponent has more assists.....	1-5
Sunday	0-0	When Iona's FG Percentage is:		When assists are equal	1-0
Monday.....	0-1	Less than 35%.....	1-1	Turnovers:	
Tuesday	1-1	35-39.9%.....	0-0	When Iona has more TOs.....	8-5
Wednesday.....	2-1	40-44.9%.....	3-2	When opponent has more TOs	4-0
Thursday.....	0-0	45-49.9%.....	4-2	When turnovers are equal.....	0-0
Friday.....	5-0	50% or higher.....	4-0	Margin of Victory/Loss:	
Saturday	4-2	When Opponents' FG Percentage is:		1 point.....	0-0
Month:		Less than 35%.....	4-0	2 points.....	0-0
November.....	0-1	35-39.9%.....	4-0	4 points or less.....	1-1
December.....	5-2	40-44.9%.....	2-3	5-9 points	5-1
January.....	0-0	45-49.9%.....	2-1	Less than 10	6-2
February.....	3-2	50% or higher.....	0-1	10 or more.....	6-3
March.....	4-0	At the Free Throw Line:		10-14 points	1-1
Tip-off Time		When Iona makes more FTs.....	5-0	15-19 points	1-1
Day games.....	2-2	When Iona shoots more FTs	3-0	20 or more points.....	4-1
Night games (after 5 p.m.)	10-3				

2020-21 STARTING LINEUPS (17 GAMES, FIVE COMBINATIONS)

Opponent	F	F	G	G	G	Record
at Seton Hall	Junior Joseph	van Eyck	JeanLouis	Ross	Chavez	0-1
at Hofstra	Brown	Koroma	JeanLouis	Ross	Myers	-
MORGAN STATE	Brown	Koroma	JeanLouis	Ross	Myers	1-1
at Fairfield	Junior Joseph	van Eyck	JeanLouis	Ross	Gist	-
at Fairfield	Junior Joseph	van Eyck	JeanLouis	Ross	Gist	-
at Rider	Junior Joseph	van Eyck	JeanLouis	Ross	Myers	1-0
at Rider	Junior Joseph	van Eyck	JeanLouis	Ross	Gist	-
COPPIN STATE	Junior Joseph	van Eyck	JeanLouis	Ross	Gist	3-1
MANHATTAN	Junior Joseph	Koroma	JeanLouis	Ross	Gist	-
MANHATTAN	Junior Joseph	Koroma	JeanLouis	Ross	Gist	-
at Quinnipiac	Junior Joseph	Koroma	JeanLouis	Ross	Gist	-
MONMOUTH	Junior Joseph	Koroma	JeanLouis	Ross	Gist	-
MONMOUTH	Junior Joseph	Koroma	JeanLouis	Ross	Gist	-
vs. Quinnipiac	Junior Joseph	Koroma	JeanLouis	Ross	Gist	-
vs. Siena	Junior Joseph	Koroma	JeanLouis	Ross	Gist	-
vs. Niagara	Junior Joseph	Koroma	JeanLouis	Ross	Gist	-
vs. Fairfield	Junior Joseph	Koroma	JeanLouis	Ross	Gist	7-2
vs. Alabama						

2020-21 SUPERLATIVES

Individual Superlatives	IONA HIGHS	OPPONENT HIGHS
Points, Game:	33, Isaiah Ross, at Hofstra (12/5/20)	28, Tareq Coburn, at Hofstra (12/5/20)
Points, 1st Half:	21, Isaiah Ross, vs. Monmouth (2/20/21)	15, Elijah Buchannan, vs. Manhattan (2/13/21)
Points, 2nd Half:	18, Isaiah Ross, at Hofstra (12/5/20)	19, Deion Hammond, vs. Monmouth (2/19/21)
Points, Overtime:	0	0
Field Goals Made:	12, Isaiah Ross, at Fairfield (12/11/20)	9, Elijah Buchannan, vs. Manhattan (2/13/21)
Field Goals Attempted:	24, Isaiah Ross, vs. Coppin State (12/23/20)	18, 2x (Elijah Buchannan), vs. Manhattan (2/13/21)
FG Pct. (min. 10 att.):	100% (10-10), Asante Gist, vs. Siena (3/10/21)	60.0% (6-10), 2x (Kyle Cardaci), vs. Coppin State (12/23/20)
FG Pct. (min. 5 att.):	100% (10-10), Asante Gist, vs. Siena (3/10/21)	88.9% (8-9), Lagio Grantsaan, vs. Morgan State (12/8/20)
3-Point FG Made:	6, Isaiah Ross, at Hofstra (12/5/20)	6, Kyle Cardaci, vs. Coppin State (12/23/20)
3-Point FG Attempted:	14, Tahlík Chavez, vs. Morgan State (12/8/20)	9, 3x (Deion Hammond), vs. Monmouth (2/20/21)
3-FG% (4 att.):	57.1% (4-7), Isaiah Ross, at Seton Hall (11/30/20)	83.3% (5-6), Lagio Grantsaan, vs. Morgan State (12/8/20)
Free Throws Made:	11, Asante Gist, vs. Coppin State (12/23/20)	13, Tareq Coburn, at Hofstra (12/5/20)
Free Throws Attempted:	13, Asante Gist, vs. Coppin State (12/23/20)	17, Tareq Coburn, at Hofstra (12/5/20)
FT% (10 att.):	84.6% (11-13), Asante Gist, vs. Coppin State (12/23/20)	90.9% (10-11), Tyrese Williams, at Quinnipiac (2/17/21)
FT% (7 att.):	100% (8-8), Isaiah Ross, vs. Monmouth (2/20/21)	100% (8-8), Jake Wojcik, vs. Fairfield (3/13/21)
Rebounds:	12, 2x (Jr. Joseph, van Eyck), vs. Coppin State (12/23/20)	13, Elijah Buchannan, vs. Manhattan (2/13/21)
Off. Rebounds:	7, Nelly Junior Joseph, vs. Coppin State (12/23/20)	5, 3x (Raheem Solomon), vs. Niagara (3/12/21)
Def. Rebounds:	10, Nelly Junior Joseph, vs. Monmouth (2/19/21)	8, 4x (Jake Wojcik), vs. Fairfield (3/13/21)
Assists:	10, Asante Gist, at Rider (12/19/20)	8, 2x (Savion Lewis), vs. Quinnipiac (3/9/21)
Turnovers:	8, Isaiah Ross, vs. Niagara (3/12/21)	6, Jalen Pickett, vs. Siena (3/10/21)
Blocks:	5, Nelly Junior Joseph, vs. Monmouth (2/19/21)	4, Warren Williams, vs. Manhattan (2/12/21)
Steals:	5, Berrick JeanLouis, vs. Siena (3/10/21)	5, Shavar Reynolds, at Seton Hall (11/30/20)
Minutes Played:	40, 2x (Berrick JeanLouis), vs. Siena (3/10/21)	40, 2x (Manny Camper), vs. Siena (3/10/21)

Team Superlatives	IONA HIGH	IONA LOW	OPPONENT HIGH	OPPONENT LOW
Points	91, vs. Monmouth-1	52, at Fairfield-2	86, 2x (vs. Monmouth-1)	42, at Fairfield-1
Points (1st Half)	54, vs. Monmouth-1	21, vs. Siena-M	47, vs. Manhattan-2	18, vs. Fairfield-M
Points (2nd Half)	49, vs. Coppin St.	27, 2x (vs. Niagara-M)	52, vs. Monmouth-1	20, at Fairfield-1
Victory Margin	28, at Fairfield-1	3, vs. Siena-M	22, at Seton Hall	4, at Quinnipiac
Field Goals Made	31, 4x (vs. Monmouth-1)	14, vs. Siena-M	32, at Seton Hall	14, at Fairfield-1
Field Goals Att.	67, vs. Coppin St.	43, at Rider-2	67, vs. Monmouth-1	42, vs. Siena-M
Field Goal Pct.	55.4%, vs. Monmouth-1	25.5%, vs. Siena-M	55.2%, at Seton Hall	27.5%, at Fairfield-1
First Half FG%	65.2%, at Seton Hall	24.0%, vs. Siena-M	58.3%, at Seton Hall	28.0%, vs. Fairfield-M
Second Half FG%	60.0%, at Quinnipiac	26.7%, 2x (vs. Siena-M)	52.9%, at Seton Hall	17.9%, at Fairfield-1
3-Pt FG Made	13, vs. Monmouth-2	3, 2x (vs. Quinnipiac-M)	11, vs. Morgan St.	1, at Rider-2
3-Pt FG Attempted	32, vs. Coppin St.	7, vs. Quinnipiac-M	29, 2x (vs. Niagara-M)	9, at Rider-2
3-Pt FG%	47.8%, at Rider-2	19.0%, at Rider-1	57.9%, vs. Morgan St.	11.1%, at Rider-2
Free Throws Made	23, vs. Manhattan-1	7, 3x (at Quinnipiac)	29, vs. Monmouth-1	7, vs. Siena-M
Free Throws Att.	30, vs. Manhattan-1	9, at Seton Hall	39, at Hofstra	12, at Rider-1
Free Throw %	91.3%, vs. Monmouth-2	58.8%, at Rider-1	84.6%, vs. Morgan St.	43.8%, vs. Siena-M
Offensive Rebounds	18, vs. Coppin St.	7, 2x (vs. Monmouth-1)	15, 2x (vs. Manhattan-2)	2, vs. Coppin St.
Defensive Rebounds	38, vs. Quinnipiac-M	17, at Seton Hall	27, at Fairfield-1	17, vs. Niagara-M
Rebounds	51, vs. Coppin St.	24, at Rider-2	38, at Fairfield-2	25, vs. Coppin St.
Assists	20, vs. Monmouth-1	8, at Fairfield-2	20, vs. Morgan St.	4, at Rider-2
Turnovers	27, vs. Monmouth-1	10, 2x (at Rider-1)	19, at Fairfield-1	10, 3x (vs. Fairfield-M)
Steals	11, vs. Monmouth-1	3, vs. Niagara-M	14, vs. Manhattan-1	3, at Quinnipiac
Blocked Shots	9, vs. Monmouth-1	0, vs. Niagara-M	8, vs. Manhattan-1	0, 2x (vs. Coppin St.)
Possessions	88, vs. Monmouth-1	62, vs. Siena-M	88, vs. Monmouth-1	62, vs. Siena-M
Double Digit Scorers	5, 2x (vs. Monmouth-1)	1, at Fairfield-2	4, 4x (vs. Monmouth-1)	0, vs. Quinnipiac-M

2020-21 IONA GAME-BY GAME TEAM STATISTICS

Opponent	Date	Score		Total		3-Pointers		Free throws		Rebounds				pf	a	t/o	blk	stl	pts	avg
				fg-fga	pct	3fg-fga	pct	ft-fta	pct	off	def	tot	avg							
at Seton Hall	11/30/20	64-86	L	24-54	.444	9-20	.450	7-9	.778	10	17	27	27.0	25	11	22	5	8	64	64.0
at Hofstra	12/05/20	82-74	W	28-65	.431	10-30	.333	16-19	.842	13	30	43	35.0	29	17	13	7	5	82	73.0
MORGAN STATE	12/08/20	72-83	L	27-58	.466	6-25	.240	12-15	.800	12	18	30	33.3	21	15	18	5	6	72	72.7
at Fairfield	12/11/20	70-42	W	28-61	.459	7-18	.389	7-11	.636	10	30	40	35.0	21	14	10	2	6	70	72.0
at Fairfield	12/12/20	52-67	L	18-55	.327	3-14	.214	13-18	.722	13	21	34	34.8	21	8	17	1	6	52	68.0
at Rider	12/18/20	70-56	W	28-60	.467	4-21	.190	10-17	.588	12	24	36	35.0	19	16	10	6	9	70	68.3
at Rider	12/19/20	72-64	W	22-43	.512	11-23	.478	17-28	.607	4	20	24	33.4	22	18	13	3	5	72	68.9
COPPIN STATE	12/23/20	85-65	W	28-67	.418	11-32	.344	18-24	.750	18	33	51	35.6	19	18	12	4	7	85	70.9
MANHATTAN	02/12/21	85-67	W	26-52	.500	10-21	.476	23-30	.767	12	27	39	36.0	26	18	20	6	8	85	72.4
MANHATTAN	02/13/21	70-77	L	22-50	.440	5-19	.263	21-27	.778	11	20	31	35.5	20	14	16	2	9	70	72.2
at Quinnipiac	02/17/21	70-74	L	27-60	.450	9-25	.360	7-10	.700	7	25	32	35.2	25	11	15	5	5	70	72.0
MONMOUTH	02/19/21	91-86	W	31-56	.554	8-19	.421	21-28	.750	7	30	37	35.3	30	20	27	9	11	91	73.6
MONMOUTH	02/20/21	88-65	W	27-60	.450	13-28	.464	21-23	.913	16	33	49	36.4	21	16	17	5	7	88	74.7
vs Quinnipiac	03/09/21	72-48	W	28-60	.467	3-7	.429	13-19	.684	12	38	50	37.4	20	11	15	1	7	72	74.5
vs Siena	03/10/21	55-52	W	14-55	.255	7-25	.280	20-24	.833	16	23	39	37.5	17	9	12	2	9	55	73.2
vs Niagara	03/12/21	70-64	W	23-45	.511	7-15	.467	17-25	.680	9	30	39	37.6	20	12	16	0	3	70	73.0
vs Fairfield	03/13/21	60-51	W	22-50	.440	4-16	.250	12-16	.750	9	29	38	37.6	17	9	14	4	5	60	72.2
Iona College		1228		423-951	.445	127-358	.355	255-343	.743	191	448	639	37.6	373	237	267	67	116	1228	72.2
Opponents		1121		363-910	.399	104-345	.301	291-421	.691	159	379	538	31.6	334	197	233	43	125	1121	65.9

2020-21 OPPONENT GAME-BY GAME TEAM STATISTICS

Opponent	Date	Score		Total		3-Pointers		Free throws		Rebounds				pf	a	t/o	blk	stl	pts	avg
				fg-fga	pct	3fg-fga	pct	ft-fta	pct	off	def	tot	avg							
at Seton Hall	11/30/20	64-86	L	32-58	.552	7-22	.318	15-23	.652	14	21	35	35.0	15	15	15	4	13	86	86.0
at Hofstra	12/05/20	82-74	W	21-51	.412	6-23	.261	26-39	.667	6	25	31	33.0	16	9	12	0	6	74	80.0
MORGAN STATE	12/08/20	72-83	L	25-52	.481	11-19	.579	22-26	.846	10	21	31	32.3	19	20	14	1	7	83	81.0
at Fairfield	12/11/20	70-42	W	14-51	.275	4-16	.250	10-14	.714	9	27	36	33.2	19	6	19	2	5	42	71.2
at Fairfield	12/12/20	52-67	L	23-54	.426	5-18	.278	16-23	.696	12	26	38	34.2	16	12	14	5	7	67	70.4
at Rider	12/18/20	70-56	W	21-50	.420	4-15	.267	10-12	.833	6	22	28	33.2	14	13	16	2	4	56	68.0
at Rider	12/19/20	72-64	W	20-52	.385	1-9	.111	23-29	.793	9	23	32	33.0	27	4	10	1	4	64	67.4
COPPIN STATE	12/23/20	85-65	W	22-48	.458	9-24	.375	12-23	.522	2	23	25	32.0	21	10	14	0	7	65	67.1
MANHATTAN	02/12/21	85-67	W	22-57	.386	3-18	.167	20-33	.606	15	20	35	32.3	23	12	16	8	14	67	67.1
MANHATTAN	02/13/21	70-77	L	23-52	.442	8-18	.444	23-32	.719	15	19	34	32.5	24	16	14	2	8	77	68.1
at Quinnipiac	02/17/21	70-74	L	23-54	.426	9-25	.360	19-25	.760	6	24	30	32.3	15	16	12	3	3	74	68.6
MONMOUTH	02/19/21	91-86	W	26-67	.388	5-18	.278	29-37	.784	13	23	36	32.6	23	13	15	1	12	86	70.1
MONMOUTH	02/20/21	88-65	W	20-59	.339	8-29	.276	17-24	.708	10	19	29	32.3	19	13	13	5	11	65	69.7
vs Quinnipiac	03/09/21	72-48	W	16-57	.281	7-26	.269	9-20	.450	10	23	33	32.4	18	12	12	2	5	48	68.1
vs Siena	03/10/21	55-52	W	20-42	.476	5-15	.333	7-16	.438	4	25	29	32.1	24	8	17	4	6	52	67.1
vs Niagara	03/12/21	70-64	W	19-53	.358	7-29	.241	19-26	.731	9	17	26	31.8	23	12	10	1	9	64	66.9
vs Fairfield	03/13/21	60-51	W	16-53	.302	5-21	.238	14-19	.737	9	21	30	31.6	18	6	10	2	4	51	65.9
Opponents		1121		363-910	.399	104-345	.301	291-421	.691	159	379	538	31.6	334	197	233	43	125	1121	65.9
Iona College		1228		423-951	.445	127-358	.355	255-343	.743	191	448	639	37.6	373	237	267	67	116	1228	72.2

2020-21 Iona Game-By Game Comparison

Opponent	1st	2nd	Score	Mar	Total FG	FG Pct	3-Pointers	3FG Pct	Free Throws	FT Pct	Rebounds	Assist	T/Over	Block	Steal	Fouls	
Seton Hall	37/35	27/51	64-86	(22)	24-54/32-58	.444/.552	9-20/7-22	.450/318	7-9/15-23	.778/652	27/35	(8)	11/15	22/15	5/4	8/13	25/15
Hofstra	34/34	48/40	82-74	+8	28-65/21-51	.431/.412	10-30/6-23	.333/261	16-19/26-39	.842/667	43/31	+12	17/9	13/12	7/0	5/6	29/16
MORGAN STATE	38/38	34/45	72-83	(11)	27-58/25-52	.466/481	6-25/11-19	.240/579	12-15/22-26	.800/846	30/31	(1)	15/20	18/14	5/1	6/7	21/19
Fairfield	32/22	38/20	70-42	+28	28-61/14-51	.459/275	7-18/4-16	.389/250	7-11/10-14	.636/714	40/36	+4	14/6	10/19	2/2	6/5	21/19
Fairfield	23/36	29/31	52-67	(15)	18-55/23-54	.327/426	3-14/5-18	.214/278	13-18/16-23	.722/696	34/38	(4)	8/12	17/14	1/5	6/7	21/16
Rider	35/27	35/29	70-56	+14	28-60/21-50	.467/420	4-21/4-15	.190/267	10-17/10-12	.588/833	36/28	+8	16/13	10/16	6/2	9/4	19/14
Rider	39/32	33/32	72-64	+8	22-43/20-52	.512/385	11-23/1-9	.478/111	17-28/23-29	.607/793	24/32	(8)	18/4	13/10	3/1	5/4	22/27
COPPIN STATE	36/31	49/34	85-65	+20	28-67/22-48	.418/458	11-32/9-24	.344/375	18-24/12-23	.750/522	51/25	+26	18/10	12/14	4/0	7/7	19/21
MANHATTAN	49/29	36/38	85-67	+18	26-52/22-57	.500/386	10-21/3-18	.476/167	23-30/20-33	.767/606	39/35	+4	18/12	20/16	6/8	8/14	26/23
MANHATTAN	37/47	33/30	70-77	(7)	22-50/23-52	.440/442	5-19/8-18	.263/444	21-27/23-32	.778/719	31/34	(3)	14/16	16/14	2/2	9/8	20/24
Quinnipiac	25/34	45/40	70-74	(4)	27-60/23-54	.450/426	9-25/9-25	.360/360	7-10/19-25	.700/760	32/30	+2	11/16	15/12	5/3	5/3	25/15
MONMOUTH	54/34	37/52	91-86	+5	31-56/26-67	.554/388	8-19/5-18	.421/278	21-28/29-37	.750/784	37/36	+1	20/13	27/15	9/1	11/12	30/23
MONMOUTH	44/33	44/32	88-65	+23	27-60/20-59	.450/339	13-28/8-29	.464/276	21-23/17-24	.913/708	49/29	+20	16/13	17/13	5/5	7/11	21/19
Quinnipiac	25/20	47/28	72-48	+24	28-60/16-57	.467/281	3-7/7-26	.429/269	13-19/9-20	.684/450	50/33	+17	11/12	15/12	1/2	7/5	20/18
Siena	21/24	34/28	55-52	+3	14-55/20-42	.255/476	7-25/5-15	.280/333	20-24/7-16	.833/438	39/29	+10	9/8	12/17	2/4	9/6	17/24
Niagara	43/25	27/39	70-64	+6	23-45/19-53	.511/358	7-15/7-29	.467/241	17-25/19-26	.680/731	39/26	+13	12/12	16/10	0/1	3/9	20/23
Fairfield	30/18	30/33	60-51	+9	22-50/16-53	.440/302	4-16/5-21	.250/238	12-16/14-19	.750/737	38/30	+8	9/6	14/10	4/2	5/4	17/18

Note: Game totals are displayed in the format TEAM/OPPONENT for each category

2020-21 IONA POINTS-REBOUNDS-ASSISTS

Opponent	Date	Score	00 JEANLOUIS,	01 CASHAW,COL	02 GIST,ASANT	03 MYERS,RYAN	04 WEISS,PARK	05 CHAVEZ,TAH	10 BROWN,ROBE
at Seton Hall	11/30/20	64-86	L 5-4-2	DNP	DNP	9-0-2	DNP	5-3-2	4-0-0
at Hofstra	12/05/20	82-74	w 10-8-0	DNP	DNP	6-4-1	0-0-0	5-1-2	0-1-1
MORGAN STATE	12/08/20	72-83	L 15-11-1	DNP	0-0-1	10-0-2	0-0-0	17-0-5	0-1-0
at Fairfield	12/11/20	70-42	w 5-7-1	DNP	13-1-5	2-2-2	0-0-0	0-2-0	0-1-1
at Fairfield	12/12/20	52-67	L 2-4-3	DNP	6-1-1	14-0-0	2-0-0	0-2-0	DNP
at Rider	12/18/20	70-56	w 8-4-1	DNP	17-3-3	1-3-2	DNP	0-0-0	DNP
at Rider	12/19/20	72-64	w 9-3-3	DNP	15-4-10	0-0-0	DNP	0-0-0	DNP
COPPIN STATE	12/23/20	85-65	w 0-5-0	DNP	24-1-5	3-1-1	0-1-0	5-7-0	DNP
MANHATTAN	02/12/21	85-67	w 16-8-1	0-0-0	13-2-5	13-3-0	3-0-0	4-1-3	DNP
MANHATTAN	02/13/21	70-77	L 16-7-2	0-0-0	4-0-4	8-1-2	DNP	0-0-0	DNP
at Quinnipiac	02/17/21	70-74	L 8-4-3	0-0-0	9-6-3	3-2-1	0-0-0	6-1-0	DNP
MONMOUTH	02/19/21	91-86	w 7-3-3	2-0-2	18-0-5	13-4-1	0-0-0	4-1-0	DNP
MONMOUTH	02/20/21	88-65	w 4-4-2	0-2-1	15-2-2	12-1-2	0-0-0	0-0-0	DNP
vs Quinnipiac	03/09/21	72-48	w 7-11-2	2-0-1	12-2-2	5-2-1	0-0-0	3-0-0	DNP
vs Siena	03/10/21	55-52	w 13-2-1	0-0-0	16-2-3	0-0-0	DNP	DNP	DNP
vs Niagara	03/12/21	70-64	w 9-6-1	DNP	19-3-5	5-1-0	DNP	2-1-1	DNP
vs Fairfield	03/13/21	60-51	w 6-4-4	0-1-0	18-4-1	0-1-0	DNP	0-0-0	DNP

Opponent	Date	Score	11 KOROMA,DWA	12 BROOKS,JOR	13 ROWE,OMAR	15 CRAFOORD,J	20 ROSS,ISAIA	23 JR. JOSEPH	24 VAN EYCK,D
at Seton Hall	11/30/20	64-86	L 5-2-2	DNP	0-2-1	0-0-0	23-4-0	13-6-1	0-4-1
at Hofstra	12/05/20	82-74	w 0-7-3	DNP	DNP	DNP	33-7-3	14-10-4	14-5-3
MORGAN STATE	12/08/20	72-83	L 4-3-0	DNP	0-0-0	DNP	12-3-1	6-5-0	8-4-5
at Fairfield	12/11/20	70-42	w 0-3-0	DNP	2-2-0	0-0-0	30-4-1	4-3-2	14-12-2
at Fairfield	12/12/20	52-67	L 1-5-0	DNP	DNP	2-2-1	9-2-2	9-8-0	7-5-1
at Rider	12/18/20	70-56	w 0-2-0	DNP	DNP	2-0-1	18-3-2	19-7-1	5-10-6
at Rider	12/19/20	72-64	w 5-3-1	0-0-0	0-0-0	0-0-0	25-1-1	13-9-1	5-3-2
COPPIN STATE	12/23/20	85-65	w 0-4-3	DNP	3-0-0	DNP	28-6-4	16-12-2	6-12-3
MANHATTAN	02/12/21	85-67	w 2-6-3	DNP	0-0-0	DNP	11-1-2	15-7-1	6-4-3
MANHATTAN	02/13/21	70-77	L 1-5-1	DNP	DNP	DNP	19-5-1	11-6-1	2-2-1
at Quinnipiac	02/17/21	70-74	L 10-5-1	DNP	0-0-0	DNP	18-1-2	12-3-0	2-7-1
MONMOUTH	02/19/21	91-86	w 2-2-2	DNP	DNP	DNP	10-1-1	19-11-2	13-8-4
MONMOUTH	02/20/21	88-65	w 2-3-1	0-0-0	DNP	DNP	31-5-2	6-5-0	13-8-5
vs Quinnipiac	03/09/21	72-48	w 10-2-2	DNP	DNP	0-0-0	15-3-0	9-9-0	0-10-2
vs Siena	03/10/21	55-52	w 0-1-0	DNP	DNP	DNP	14-7-0	2-8-3	6-8-2
vs Niagara	03/12/21	70-64	w 4-3-0	DNP	DNP	DNP	4-7-2	13-9-2	14-5-0
vs Fairfield	03/13/21	60-51	w 2-3-1	DNP	DNP	DNP	13-5-1	12-11-2	9-4-0

Opponent	Date	Score	44 CAREY,JAME	50 JAMES,TREY	55 SHEMA,OSBO
at Seton Hall	11/30/20	64-86	L DNP	DNP	DNP
at Hofstra	12/05/20	82-74	w DNP	DNP	DNP
MORGAN STATE	12/08/20	72-83	L DNP	DNP	DNP
at Fairfield	12/11/20	70-42	w 0-0-0	DNP	DNP
at Fairfield	12/12/20	52-67	L DNP	DNP	DNP
at Rider	12/18/20	70-56	w DNP	DNP	DNP
at Rider	12/19/20	72-64	w DNP	DNP	DNP
COPPIN STATE	12/23/20	85-65	w 0-0-0	DNP	DNP
MANHATTAN	02/12/21	85-67	w DNP	DNP	2-2-0
MANHATTAN	02/13/21	70-77	L DNP	DNP	9-3-2
at Quinnipiac	02/17/21	70-74	L DNP	DNP	2-3-0
MONMOUTH	02/19/21	91-86	w DNP	0-0-0	3-2-0
MONMOUTH	02/20/21	88-65	w 2-0-0	1-2-0	2-10-1
vs Quinnipiac	03/09/21	72-48	w 0-0-0	DNP	9-10-1
vs Siena	03/10/21	55-52	w DNP	DNP	4-1-0
vs Niagara	03/12/21	70-64	w DNP	DNP	0-1-1
vs Fairfield	03/13/21	60-51	w DNP	DNP	0-2-0

2020-21 Iona Extended Box Score

RECORD:		OVERALL				HOME				AWAY				NEUTRAL						
ALL GAMES		12-5				4-2				4-3				4-0						
CONFERENCE		6-3				3-1				3-2				0-0						
NON-CONFERENCE		6-2				1-1				1-1				4-0						
#	Player	gp	gs	min	avg	Total		3-Point		F-Throw		Rebounds								
						fg	fga	fg%	3fg	3fga	3fg%	ft	fta	ft%	off	def	tot	avg	pf	dq
20	Ross, Isaiah	17	17	582	34.2	107	235	.455	43	110	.391	56	69	.812	15	50	65	3.8	30	0
02	Gist, Asante	15	13	439	29.3	53	153	.346	21	63	.333	72	81	.889	2	29	31	2.1	32	1
23	Jr. Joseph, Nelly	17	15	465	27.4	78	131	.595	0	1	.000	37	58	.638	51	78	129	7.6	57	4
00	JeanLouis, Berrick	17	17	535	31.5	53	109	.486	17	44	.386	17	30	.567	23	72	95	5.6	59	6
24	van Eyck, Dylan	17	6	427	25.1	43	98	.439	14	45	.311	24	32	.750	30	81	111	6.5	53	5
03	Myers, Ryan	17	3	273	16.1	34	81	.420	19	42	.452	17	24	.708	3	22	25	1.5	26	0
55	Shema, Osborn	9	0	123	13.7	12	21	.571	0	2	.000	7	10	.700	10	24	34	3.8	14	0
05	Chavez, Tahlik	16	1	149	9.3	13	54	.241	10	42	.238	15	16	.938	4	15	19	1.2	16	0
11	Koroma, Dwayne	17	11	261	15.4	21	48	.438	1	6	.167	5	15	.333	16	43	59	3.5	49	4
10	Brown, Robert	4	2	32	8.0	2	6	.333	0	0	.000	0	0	.000	1	2	3	0.8	12	0
13	Rowe, Omar	7	0	24	3.4	1	2	.500	1	1	1.000	2	4	.500	1	3	4	0.6	6	0
15	Crafoord, Johan	6	0	20	3.3	1	2	.500	0	0	.000	2	2	1.000	0	2	2	0.3	6	0
50	James, Trey	2	0	6	3.0	0	0	.000	0	0	.000	1	2	.500	1	1	2	1.0	2	0
01	Cashaw, Colton	8	0	39	4.9	2	7	.286	0	0	.000	0	0	.000	0	3	3	0.4	6	0
04	Weiss, Parker	10	0	16	1.6	2	2	1.000	1	1	1.000	0	0	.000	1	0	1	0.1	1	0
44	Carey, James	4	0	5	1.3	1	2	.500	0	1	.000	0	0	.000	0	0	0	0.0	1	0
12	Brooks, Jordan	2	0	4	2.0	0	0	.000	0	0	.000	0	0	.000	0	0	0	0.0	0	0
Total.....		17	3400		423-951	.445	127-358	.355	255-343	.743	191	448	639	37.6	373	20	237	13.94	267	15.71
Opponents.....		17	3400		363-910	.399	104-345	.301	291-421	.691	159	379	538	31.6	334	9	197	11.59	233	13.71

Score by Periods

1st 2nd Totals

2020-21 IONA OVERALL/CONFERENCE STATS

SUMMARY	Overall Statistics										MAAC Statistics									
	gp-gs	min/g	fg%	3fg%	ft%	r/g	a/g	stl	blk	pts/g	gp-gs	min/g	fg%	3fg%	ft%	r/g	a/g	stl	blk	pts/g
Ross, Isaiah	17-17	34.2	.455	.391	.812	3.8	1.5	25	1	18.4	9-9	33.0	.496	.426	.829	2.6	1.6	16	0	19.0
Gist, Asante	15-13	29.3	.346	.333	.889	2.1	3.7	11	1	13.3	9-8	29.7	.355	.297	.846	2.1	4.2	9	0	12.2
Jr. Joseph, Nelly	17-15	27.4	.595	.000	.638	7.6	1.3	10	26	11.4	9-9	25.7	.629	.000	.645	6.6	0.9	3	14	12.0
JeanLouis, Berrick	17-17	31.5	.486	.386	.567	5.6	1.8	39	18	8.2	9-9	30.9	.482	.458	.625	4.9	2.1	19	12	8.3
van Eyck, Dylan	17-6	25.1	.439	.311	.750	6.5	2.4	9	10	7.3	9-4	24.9	.393	.357	.650	6.6	2.8	6	8	7.4
Myers, Ryan	17-3	16.1	.420	.452	.708	1.5	1.0	3	2	6.1	9-1	16.0	.500	.480	.714	1.8	1.1	2	2	7.3
Shema, Osborn	9-0	13.7	.571	.000	.700	3.8	0.6	3	2	3.4	5-0	15.2	.583	.000	.667	4.0	0.6	2	1	3.6
Chavez, Tahlík	16-1	9.3	.241	.238	.938	1.2	0.8	6	1	3.2	9-0	5.8	.176	.167	1.000	0.8	0.3	3	1	1.6
Koroma, Dwayne	17-11	15.4	.438	.167	.333	3.5	1.2	6	4	2.8	9-5	16.0	.391	.000	.455	3.8	1.0	4	1	2.6
Brown, Robert	4-2	8.0	.333	.000	.000	0.8	0.5	0	2	1.0	1-0	6.0	.000	.000	.000	1.0	1.0	0	0	0.0
Rowe, Omar	7-0	3.4	.500	1.000	.500	0.6	0.1	1	0	0.7	4-0	2.0	.000	.000	.500	0.5	0.0	0	0	0.5
Crafoord, Johan	6-0	3.3	.500	.000	1.000	0.3	0.3	0	0	0.7	4-0	4.5	.500	.000	1.000	0.5	0.5	0	0	1.0
Cashaw, Colton	8-0	4.9	.286	.000	.000	0.4	0.5	3	0	0.5	5-0	5.6	.250	.000	.000	0.4	0.6	2	0	0.4
Carey, James	4-0	1.3	.500	.000	.000	0.0	0.0	0	0	0.5	2-0	1.5	1.000	.000	.000	0.0	0.0	0	0	1.0
James, Trey	2-0	3.0	.000	.000	.500	1.0	0.0	0	0	0.5	2-0	3.0	.000	.000	.500	1.0	0.0	0	0	0.5
Weiss, Parker	10-0	1.6	1.000	1.000	.000	0.1	0.0	0	0	0.5	6-0	2.3	1.000	1.000	.000	0.0	0.0	0	0	0.8
Brooks, Jordan	2-0	2.0	.000	.000	.000	0.0	0.0	0	0	0.0	2-0	2.0	.000	.000	.000	0.0	0.0	0	0	0.0
Totals	17		.445	.355	.743	37.6	13.9	116	67	72.2	9		.461	.372	.729	35.8	15.0	66	39	74.2
Opponent	17		.399	.301	.691	31.6	11.6	125	43	65.9	9		.387	.283	.729	33.1	11.7	68	29	66.4

SCORING	Overall Statistics								MAAC Statistics							
	fg-fga	fg%	3fg-fga	3fg%	ft-fa	ft%	pts	pts/g	fg-fga	fg%	3fg-fga	3fg%	ft-fa	ft%	pts	pts/g
Ross, Isaiah	107-235	.455	43-110	.391	56-69	.812	313	18.4	57-115	.496	23-54	.426	34-41	.829	171	19.0
Gist, Asante	53-153	.346	21-63	.333	72-81	.889	199	13.3	33-93	.355	11-37	.297	33-39	.846	110	12.2
Jr. Joseph, Nelly	78-131	.595	0-1	.000	37-58	.638	193	11.4	44-70	.629	0-1	.000	20-31	.645	108	12.0
JeanLouis, Berrick	53-109	.486	17-44	.386	17-30	.567	140	8.2	27-56	.482	11-24	.458	10-16	.625	75	8.3
van Eyck, Dylan	43-98	.439	14-45	.311	24-32	.750	124	7.3	22-56	.393	10-28	.357	13-20	.650	67	7.4
Myers, Ryan	34-81	.420	19-42	.452	17-24	.708	104	6.1	22-44	.500	12-25	.480	10-14	.714	66	7.3
Shema, Osborn	12-21	.571	0-2	.000	7-10	.700	31	3.4	7-12	.583	0-2	.000	4-6	.667	18	3.6
Chavez, Tahlík	13-54	.241	10-42	.238	15-16	.938	51	3.2	3-17	.176	2-12	.167	6-6	1.000	14	1.6
Koroma, Dwayne	21-48	.438	1-6	.167	5-15	.333	48	2.8	9-23	.391	0-4	.000	5-11	.455	23	2.6
Brown, Robert	2-6	.333	0-0	.000	0-0	.000	4	1.0	0-1	.000	0-0	.000	0-0	.000	0	0.0
Rowe, Omar	1-2	.500	1-1	1.000	2-4	.500	5	0.7	0-1	.000	0-0	.000	2-4	.500	2	0.5
Crafoord, Johan	1-2	.500	0-0	.000	2-2	1.000	4	0.7	1-2	.500	0-0	.000	2-2	1.000	4	1.0
Cashaw, Colton	2-7	.286	0-0	.000	0-0	.000	4	0.5	1-4	.250	0-0	.000	0-0	.000	2	0.4
Carey, James	1-2	.500	0-1	.000	0-0	.000	2	0.5	1-1	1.000	0-0	.000	0-0	.000	2	1.0
James, Trey	0-0	.000	0-0	.000	1-2	.500	1	0.5	0-0	.000	0-0	.000	1-2	.500	1	0.5
Weiss, Parker	2-2	1.000	1-1	1.000	0-0	.000	5	0.5	2-2	1.000	1-1	1.000	0-0	.000	5	0.8
Brooks, Jordan	0-0	.000	0-0	.000	0-0	.000	0	0.0	0-0	.000	0-0	.000	0-0	.000	0	0.0
Totals	423-951	.445	127-358	.355	255-343	.743	1228	72.2	229-497	.461	70-188	.372	140-192	.729	668	74.2
Opponent	363-910	.399	104-345	.301	291-421	.691	1121	65.9	192-496	.387	47-166	.283	167-229	.729	598	66.4

TOTALS	Overall Statistics										MAAC Statistics									
	o-reb	d-reb	total	pf	fo	a	to	a/to	hi	pts	o-reb	d-reb	total	pf	fo	a	to	a/to	hi	pts
Ross, Isaiah	15	50	65	30	0	25	50	0.5	33		6	17	23	17	0	14	22	0.6	31	
Gist, Asante	2	29	31	32	1	55	37	1.5	24		2	17	19	19	0	38	27	1.4	18	
Jr. Joseph, Nelly	51	78	129	57	4	22	39	0.6	19		23	36	59	34	3	8	25	0.3	19	
JeanLouis, Berrick	23	72	95	59	6	30	31	1.0	16		9	35	44	32	3	19	18	1.1	16	
van Eyck, Dylan	30	81	111	53	5	41	31	1.3	14		15	44	59	26	3	25	15	1.7	14	
Myers, Ryan	3	22	25	26	0	17	17	1.0	14		2	14	16	13	0	10	6	1.7	14	
Shema, Osborn	10	24	34	14	0	5	6	0.8	9		3	17	20	10	0	3	5	0.6	9	
Chavez, Tahlík	4	15	19	16	0	13	8	1.6	17		2	5	7	9	0	3	5	0.6	6	
Koroma, Dwayne	16	43	59	49	4	20	19	1.1	10		7	27	34	26	3	9	11	0.8	10	
Brown, Robert	1	2	3	12	0	2	9	0.2	4		1	0	1	2	0	1	2	0.5	0	
Rowe, Omar	1	3	4	6	0	1	1	1.0	3		1	1	2	2	0	0	0	0.0	2	
Crafoord, Johan	0	2	2	6	0	2	3	0.7	2		0	2	2	4	0	2	2	1.0	2	
Cashaw, Colton	0	3	3	6	0	4	2	2.0	2		0	2	2	5	0	3	1	3.0	2	
Carey, James	0	0	0	1	0	0	0	0.0	2		0	0	0	1	0	0	0	0.0	2	
James, Trey	1	1	2	2	0	0	2	0.0	1		1	1	2	2	0	0	2	0.0	1	
Weiss, Parker	1	0	1	1	0	0	0	0.0	3		0	0	0	1	0	0	0	0.0	3	
Brooks, Jordan	0	0	0	0	0	0	0	0.0	0		0	0	0	0	0	0	0	0.0	0	
Totals	191	448	639	373	20	237	267	0.9	91		92	230	322	205	12	135	145	0.9	91	
Opponent	159	379	538	334	9	197	233	0.8	86		95	203	298	180	4	105	129	0.8	86	

2020-21 IONA SEASON/CAREER STATS

SEASON STATISTICS

SUMMARY	gp-gs	min/g	fg%	3fg%	ft%	r/g	a/g	stl	blk	pts/g
Ross, Isaiah	17-17	34.2	.455	.391	.812	3.8	1.5	25	1	18.4
Gist, Asante	15-13	29.3	.346	.333	.889	2.1	3.7	11	1	13.3
Jr. Joseph, Nelly	17-15	27.4	.595	.000	.638	7.6	1.3	10	26	11.4
JeanLouis, Berrick	17-17	31.5	.486	.386	.567	5.6	1.8	39	18	8.2
van Eyck, Dylan	17-6	25.1	.439	.311	.750	6.5	2.4	9	10	7.3
Myers, Ryan	17-3	16.1	.420	.452	.708	1.5	1.0	3	2	6.1
Shema, Osborn	9-0	13.7	.571	.000	.700	3.8	0.6	3	2	3.4
Chavez, Tahlik	16-1	9.3	.241	.238	.938	1.2	0.8	6	1	3.2
Koroma, Dwayne	17-11	15.4	.438	.167	.333	3.5	1.2	6	4	2.8
Brown, Robert	4-2	8.0	.333	.000	.000	0.8	0.5	0	2	1.0
Rowe, Omar	7-0	3.4	.500	1.000	.500	0.6	0.1	1	0	0.7
Crafoord, Johan	6-0	3.3	.500	.000	1.000	0.3	0.3	0	0	0.7
Carey, James	4-0	1.3	.500	.000	.000	0.0	0.0	0	0	0.5
Weiss, Parker	10-0	1.6	1.000	1.000	.000	0.1	0.0	0	0	0.5
Cashaw, Colton	8-0	4.9	.286	.000	.000	0.4	0.5	3	0	0.5
James, Trey	2-0	3.0	.000	.000	.500	1.0	0.0	0	0	0.5
Brooks, Jordan	2-0	2.0	.000	.000	.000	0.0	0.0	0	0	0.0


CAREER STATISTICS

SUMMARY	gp-gs	min/g	fg%	3fg%	ft%	r/g	a/g	stl	blk	pts/g
Ross, Isaiah	46-38	32.2	.457	.397	.775	3.4	1.3	46	4	13.8
Gist, Asante	63-47	29.5	.387	.355	.811	2.3	2.7	37	2	12.1
Jr. Joseph, Nelly	17-15	27.4	.595	.000	.638	7.6	1.3	10	26	11.4
JeanLouis, Berrick	17-17	31.5	.486	.386	.567	5.6	1.8	39	18	8.2
van Eyck, Dylan	44-19	21.3	.466	.282	.681	5.1	1.5	32	34	5.0
Myers, Ryan	17-3	16.1	.420	.452	.708	1.5	1.0	3	2	6.1
Shema, Osborn	9-0	13.7	.571	.000	.700	3.8	0.6	3	2	3.4
Chavez, Tahlik	16-1	9.3	.241	.238	.938	1.2	0.8	6	1	3.2
Koroma, Dwayne	17-11	15.4	.438	.167	.333	3.5	1.2	6	4	2.8
Brown, Robert	4-2	8.0	.333	.000	.000	0.8	0.5	0	2	1.0
Rowe, Omar	7-0	3.4	.500	1.000	.500	0.6	0.1	1	0	0.7
Crafoord, Johan	6-0	3.3	.500	.000	1.000	0.3	0.3	0	0	0.7
Carey, James	4-0	1.3	.500	.000	.000	0.0	0.0	0	0	0.5
Weiss, Parker	15-0	1.7	.222	.125	.000	0.1	0.0	0	0	0.3
Cashaw, Colton	24-0	6.9	.200	.000	.875	0.5	0.5	9	2	0.5
James, Trey	2-0	3.0	.000	.000	.500	1.0	0.0	0	0	0.5
Brooks, Jordan	2-0	2.0	.000	.000	.000	0.0	0.0	0	0	0.0

SCORING	fg-fga	fg%	3fg-fga	3fg%	ft-fa	ft%	pts	pts/g
Ross, Isaiah	107-235	.455	43-110	.391	56-69	.812	313	18.4
Gist, Asante	53-153	.346	21-63	.333	72-81	.889	199	13.3
Jr. Joseph, Nelly	78-131	.595	0-1	.000	37-58	.638	193	11.4
JeanLouis, Berrick	53-109	.486	17-44	.386	17-30	.567	140	8.2
van Eyck, Dylan	43-98	.439	14-45	.311	24-32	.750	124	7.3
Myers, Ryan	34-81	.420	19-42	.452	17-24	.708	104	6.1
Shema, Osborn	12-21	.571	0-2	.000	7-10	.700	31	3.4
Chavez, Tahlik	13-54	.241	10-42	.238	15-16	.938	51	3.2
Koroma, Dwayne	21-48	.438	1-6	.167	5-15	.333	48	2.8
Brown, Robert	2-6	.333	0-0	.000	0-0	.000	4	1.0
Rowe, Omar	1-2	.500	1-1	1.000	2-4	.500	5	0.7
Crafoord, Johan	1-2	.500	0-0	.000	2-2	1.000	4	0.7
Carey, James	1-2	.500	0-1	.000	0-0	.000	2	0.5
Weiss, Parker	2-2	1.000	1-1	1.000	0-0	.000	5	0.5
Cashaw, Colton	2-7	.286	0-0	.000	0-0	.000	4	0.5
James, Trey	0-0	.000	0-0	.000	1-2	.500	1	0.5
Brooks, Jordan	0-0	.000	0-0	.000	0-0	.000	0	0.0


TOTALS	o-reb	d-reb	t-reb	pf	fo	ast	to	a/to
Ross, Isaiah	15	50	65	30	0	25	50	0.5
Gist, Asante	2	29	31	32	1	55	37	1.5
Jr. Joseph, Nelly	51	78	129	57	4	22	39	0.6
JeanLouis, Berrick	23	72	95	59	6	30	31	1.0
van Eyck, Dylan	30	81	111	53	5	41	31	1.3
Myers, Ryan	3	22	25	26	0	17	17	1.0
Shema, Osborn	10	24	34	14	0	5	6	0.8
Chavez, Tahlik	4	15	19	16	0	13	8	1.6
Koroma, Dwayne	16	43	59	49	4	20	19	1.1
Brown, Robert	1	2	3	12	0	2	9	0.2
Rowe, Omar	1	3	4	6	0	1	1	1.0
Crafoord, Johan	0	2	2	6	0	2	3	0.7
Carey, James	0	0	0	1	0	0	0	0.0
Weiss, Parker	1	0	1	1	0	0	0	0.0
Cashaw, Colton	0	3	3	6	0	4	2	2.0
James, Trey	1	1	2	2	0	0	2	0.0
Brooks, Jordan	0	0	0	0	0	0	0	0.0

POSTSEASON TOURNAMENT PLAY



1979

Coaching legend Jim Valvano teaches his Iona teams to "Dare to Dream," as he mentors the Gaels into their first two NCAA Tournament appearances. Coach V would go on to lead NC State to the 1983 National Championship.



1980

Iona Hall of Famer Jeff Ruland finishes his All-American season by guiding the Gaels to the NCAA East Regional Final, narrowly bowing to Georgetown, 74-71



1984, 1985

Taking up where Jim Valvano left off, Pat Kennedy - now the head coach at Towson University - leads Iona to two more NCAA appearances while winning the MAAC Tournament three times in five years

NCAA Tournament

1979 East Regional - Raleigh, NC
Pennsylvania 73, Iona 69

1980* East Regional - Providence, RI
Iona 84, Holy Cross 78
Georgetown 74, Iona 71

1984 East Regional - E. Rutherford, NJ
Virginia 58, Iona 57

1985 East Regional - Hartford, CT
Loyola (IL) 59, Iona 58

1998 South Regional - Lexington, KY
Syracuse 63, Iona 61

2000 Midwest Regional - Minneapolis, MN
Maryland 74, Iona 59

2001 Midwest Regional - Kansas City, MO
Ole Miss 72, Iona 70

2006 Atlanta Regional - Jacksonville, FL
LSU 80, Iona 64

2012 First Four - Dayton, OH
BYU 78, Iona 72

2013 West Regional - Dayton, OH
Ohio State 95, Iona 70


2016 Midwest Regional - Denver, CO
Iowa State 94, Iona 81

2017 Midwest Regional - Sacramento, CA
Oregon 93, Iona 77

2018 Midwest Regional - Pittsburgh, PA
Duke 89, Iona 67

2019 Midwest Regional - Columbus, OH
North Carolina 88, Iona 73

* - Results vacated due to NCAA violations




1996

Head Coach Tim Welsh leads the Gaels to a MAAC regular season title and a return to national postseason play in the NIT, where they face St. Joseph's at home in the first round

1997

On the heels of their second-straight MAAC regular season championship, Iona makes a repeat visit to the National Invitation Tournament, playing UConn



1998

After roaring through the MAAC Tournament, the Gaels played Syracuse in the first round of the NCAA Tournament at Rupp Arena in Lexington, KY. At the conclusion of an intense game-long see saw battle, Syracuse nips Iona at the buzzer on a desperation 22-footer

National Invitation Tournament

1982 First Round - Piscataway, NJ
Rutgers 55, Iona 51

1983 First Round - New Rochelle, NY
Iona 90, St. Bonaventure 76
Second Round - Lincoln, NE
Nebraska 85, Iona 73

1996 First Round - New Rochelle, NY
St. Joseph's 82, Iona 78

1997 First Round - Storrs, CT
Connecticut 71, Iona 66


2014 First Round - Ruston, LA
Louisiana Tech 89, Iona 88

2015 First Round - Kingston, RI
Rhode Island 88, Iona 75

POSTSEASON TOURNAMENT PLAY

2000

Iona closed out the regular season winning 11 of 12 and swept through the MAAC Tournament, earning a spot in the Big Dance - the NCAA Tournament. The Gaels faced Maryland in the first round in Minneapolis, MN and lost, 74-59.



2001

Following a repeat as MAAC Tournament Champions, the Gaels became a regular at the NCAA Tournament, appearing for the third time in four seasons. Playing in the Midwest Regional, Iona fell just two points short of upsetting SEC Champion and No. 3 seeded Ole Miss.



2006

After rolling through the MAAC Tournament for a conference record seventh time in Albany, NY, Iona traveled to Jacksonville, FL and dropped a tough fought match against the No. 4 seeded LSU. The Gaels gave the eventual Final Four participant Tigers all they could handle, taking a five-point lead into halftime.

Colleg Insider.com Postseason Tournament

2011 First Round - Valparaiso, IN

Iona 85, Valparaiso 77

Quarterfinal - New Rochelle, NY

Iona 78, Buffalo 63

Semifinal - Johnson City, TN

Iona 83, East Tennessee St. 80

Championship - New Rochelle, NY

Santa Clara 76, Iona 69



2011

In head coach Tim Cluess' first season, the Gaels won 25 games and hosted the Colleg Insider.com Postseason Tournament championship at the Hynes Center. Iona participated in the tournament for the first time and earned wins at Valparaiso and ETSU and a home win over Buffalo before falling to Santa Clara in the final.



2012

The Maroon & Gold earned its first and the MAAC's second-ever at-large bid into the NCAA Championship following a second-straight 25-win campaign and a defeat in the conference semifinal round. Iona took on BYU in the NCAA's First Four in Dayton, OH.



2013

Following a fourth place finish in a hotly contested MAAC season, the Gaels ripped through the championship in Springfield, MA and earned a No. 15 seed in the NCAA Tournament. Iona faced No. 2 Ohio State in Dayton, OH, the second-year in a row the program appeared at UD Arena.



2014

The Maroon & Gold won a program record 17 games in MAAC play and a regular season championship. Following a tournament final loss to Manhattan, Iona faced Louisiana Tech in Ruston, LA in its first appearance in the National Invitation Tournament since 1997.

2015

Iona earned its fifth straight postseason bid under head coach Tim Cluess following another 17-win MAAC season and a conference championship game appearance. The Gaels fell to URI on the road in the NIT First Round

2016

Iona earned its third NCAA Championship appearance under Cluess after its ninth MAAC Title. The No. 13 Gaels lost to No. 4 Iowa State 94-81 in the first round in Denver, CO.

2017

Iona earned its fourth NCAA Championship appearance in seven seasons and took on No. 3 seed Oregon in Sacramento. Jordan Washington's 22 points made him Iona's No. 2 all-time NCAA Tournament scorer with 58 points.

2018

The Maroon & Gold matched La Salle and Siena as the only three MAAC programs to win three straight MAAC titles. Iona fell in the NCAA Tournament to No. 2 seeded Duke in Pittsburgh, PA.

2019

Iona became the first program to win four-straight MAAC tournament championships and senior Rickey McGill became the first student-athlete to earn four titles. The Gaels fought hard against No. 1 seeded UNC, holding a five-point lead at the break in Columbus, OH.

IONA VS. RANKED OPPONENTS

Date	Rk.	Opponent	Location	Result	Date	Rk.	Opponent	Location	Result
Nov. 30, 1979	14	Texas A&M	Anchorage, AK	W, 78-62	Nov. 21, 2008	22	Wisconsin	St. Thomas, USVI	L, 58-60 OT
Dec. 2, 1979	2	Kentucky	Anchorage, AK	L, 50-57	Dec. 20, 2008	17	Ohio State	Columbus, OH	L, 53-71
Jan. 5, 1980	18	Georgetown	Washington, DC	L, 84-95	Dec. 27, 2009	11	Connecticut	Hartford, CT	L, 74-93
Feb. 21, 1980	7	Louisville	Madison Sq. Garden	W, 77-60	Dec. 18, 2010	5	Syracuse	Syracuse, NY	L, 77-83
Mar. 9, 1980	11	Georgetown	Providence, RI	L, 71-74	Mar. 22, 2013	7	Ohio State	Dayton, OH	L, 70-95
Jan. 26, 1983	5	Memphis	Madison Sq. Garden	L, 88-94	Nov. 18, 2013	5	Kansas	Lawrence, KS	L, 66-86
Dec. 27, 1983	1	North Carolina	Madison Sq. Garden	L, 67-110	Nov. 30, 2014	25	Arkansas	Fayetteville, AR	L, 77-94
Dec. 22, 1984	3	Memphis	Memphis, TN	L, 62-76	Mar. 17, 2016	22	Iowa State	Denver, CO	L, 81-94
Mar. 14, 1985	16	Loyola (Ill.)	Hartford, CT	L, 58-59	Mar. 17, 2017	9	Oregon	Sacramento, CA	L, 77-93
Nov. 26, 1985	1	North Carolina	Chapel Hill, NC	L, 67-110	Mar. 15, 2018	5	Duke	Pittsburgh, PA	L, 67-89
Dec. 10, 1985	15	Louisville	Louisville, KY	L, 75-88	Mar. 22, 2019	3	North Carolina	Columbus, OH	L, 73-88
Dec. 21, 1985	12	UNLV	Las Vegas, NV	L, 63-82	Mar. 20, 2021	5	Alabama	Indianapolis, IN	
Dec. 19, 1986	18	Kentucky	Lexington, KY	L, 59-75	VERSUS NO. 1				
Feb. 18, 1987	4	DePaul	Madison Sq. Garden	L, 82-96	Date	Rk.	Opponent	Location	Result
Dec. 29, 1988	20	Kansas	Lawrence, KS	L, 67-100	Dec. 27, 1983	1	North Carolina	Madison Square Garden	L, 67-110
Jan. 11, 1989	13	Seton Hall	White Plains, NY	L, 58-74	Nov. 26, 1985	1	North Carolina	Chapel Hill, NC	L, 67-110
Feb. 8, 1989	20	Georgia Tech	Madison Sq. Garden	L, 69-78	Dec. 20, 2003	1	Connecticut	Hartford, CT	L, 54-104
Dec. 29, 1989	22	Alabama	Santa Clara, CA	L, 39-78	Nov. 18, 2007	1	North Carolina	Chapel Hill, NC	L, 72-107
Feb. 3, 1990	15	La Salle	Philadelphia, PA	L, 73-89	IN NCAA TOURNAMENT				
Feb. 16, 1990	14	La Salle	New Rochelle, NY	L, 78-85	Date	Rk.	Opponent	Location	Result
Dec. 7, 1991	6	Seton Hall	East Rutherford, NJ	L, 72-88	Mar. 9, 1980	11	Georgetown	Providence, RI	L, 71-74
Dec. 10, 1992	6	Seton Hall	White Plains, NY	L, 61-75	Mar. 14, 1985	16	Loyola (Ill.)	Hartford, CT	L, 58-59
Dec. 29, 1995	2	Kentucky	Madison Sq. Garden	L, 79-106	Mar. 13, 1998	22	Syracuse	Lexington, KY	L, 61-63
Nov. 21, 1997	5	Clemson	Fairbanks, AK	L, 49-79	Mar. 16, 2000	20	Maryland	Minneapolis, MN	L, 59-74
Mar. 13, 1998	22	Syracuse	Lexington, KY	L, 61-63	Mar. 16, 2006	18	LSU	Jacksonville, FL	L, 64-80
Nov. 27, 1999	13	UCLA	Los Angeles, CA	L, 73-105	Mar. 22, 2013	7	Ohio State	Dayton, OH	L, 70-95
Mar. 16, 2000	20	Maryland	Minneapolis, MN	L, 59-74	Mar. 17, 2016	22	Iowa State	Denver, CO	L, 81-94
Dec. 27, 2002	22	North Carolina	Madison Sq. Garden	W, 65-56	Mar. 17, 2017	9	Oregon	Sacramento, CA	L, 77-93
Dec. 20, 2003	1	Connecticut	Hartford, CT	L, 54-104	Mar. 15, 2018	5	Duke	Pittsburgh, PA	L, 67-89
Nov. 26, 2005	23	Iowa State	Ames, IA	W, 89-72	Mar. 22, 2019	3	North Carolina	Columbus, OH	L, 73-88
Dec. 23, 2005	19	Kentucky	Louisville, KY	L, 67-73	Mar. 20, 2021	5	Alabama	Indianapolis, IN	
Mar. 16, 2006	18	LSU	Jacksonville, FL	L, 64-80					
Nov. 18, 2007	1	North Carolina	Chapel Hill, NC	L, 72-107					
Dec. 31, 2007	15	Vanderbilt	Nashville, TN	L, 73-97					

IONA COACHING RECORDS

Coach	Years	Games	Wins	Losses	Pct.
Bro. Arthur Loftus	1941-1942				
	1946 (3 yrs.)	68	50	18	.735
Pete Caruso	1947 (1 yr.)	23	15	8	.652
Jim McDermott	1948-1973 (26 yrs.)	572	319	253	.558
Gene Roberti	1973-1975 (2 yrs.)	47	15	32	.319
Jim Valvano	1975-1980 (5 yrs.)	141	95	46	.674
Pat Kennedy	1980-1986 (6 yrs.)	184	124	60	.674
Gary Brokaw	1986-1991 (5 yrs.)	146	72	74	.493
Jerry Welsh	1991-1995 (4 yrs.)	110	47	63	.427
Tim Welsh*	1995-1998 (3 yrs.)	92	70	22	.761
Jeff Ruland	1998-2007 (9 yrs.)	244	139	135	.507
Kevin Willard	2007-2010 (3 yrs.)	94	45	49	.479
Tim Cluess	2010-2019 (9 yrs.)	308	199	108	.648
Tra Arnold@	2019-2020 (1 yr.)	29	12	17	.414
Rick Pitino	2020-pres. (1+ yrs.)	17	12	5	.706

* - coached 10 games during 1994-95 on an interim basis

@- acting head coach in 2019-20

ALABAMA CRIMSON TIDE ROSTER AND STATISTICS

Roster

No.	Name	Cl.	Pos.	Ht.	Wt.	Hometown / High School
1	Herbert Jones	Sr.	F/G	6-8	210	Greensboro, AL / Hale County
2	Jordan Bruner	Gr.	F	6-10	225	Columbia, SC / Yale / Spring Valley
3	Alex Reese	Sr.	F	6-9	230	Pelham, AL / Pelham
4	Juwan Gary	Fr.	F	6-6	218	Columbia, SC / Liberty Heights / West Charlotte
5	Jaden Shackelford	So.	G	6-3	200	Hesperia, CA / Hesperia
10	Delaney Heard	Fr.	G	6-3	198	Canton, GA / Oak Hill
11	Joshua Primo	Fr.	G	6-6	190	Toronto, Ontario / Royal Crown
12	Darius Miles	Fr.	F	6-6	185	Washington, DC / Theodore Roosevelt
13	Jahvon Quinerly	So.	G	6-1	175	Hackensack, NJ / Villanova / Hudson Catholic
14	Keon Ellis	Jr.	G	6-6	170	Eustis, FL / Florida Southwestern State / Leesburg
15	Tyler Barnes	Sr.	F	6-8	201	Louisville, KY / St. Xavier
21	Britton Johnson	Jr.	G	6-4	183	Mountain Brook, AL / Mountain Brook
22	Keon Ambrose-Hylton	Fr.	F	6-8	210	Toronto, Ontario / Andrews Osborne
23	John Petty Jr.	Sr.	G	6-5	184	Huntsville, AL / Mae Jemison
24	Jaden Quinerly	Fr.	G	6-0	155	Hackensack, NJ / Ramsey
25	Adam Cottrell	So.	G	6-3	200	Flowery Branch, GA / Lakeview
30	Kendall Wall	Gr.	F	6-5	192	Columbia, SC / Francis Marion College / Spring Valley
33	James Rojas	Jr.	F	6-8	220	Jamestown, NY / Hutchinson CC / Jamestown
35	Alex Tchikou	Fr.	F	6-11	225	Paris, France / Dream City Christian

Head Coach: Nate Oats (Maranatha Baptist '97), second season
Assistant Coach: Charlie Henry (Madonna '09)
Assistant Coach: Bryan Hodgson (Fredonia State '11)
Assistant Coach: Antoine Pettway (Alabama '06)
Director of Operations: Adam Bauman (Southern Illinois '09)

Statistics

Game Records

Record	Overall	Home	Away	Neutral
ALL GAMES	24-6	12-1	7-3	5-2
CONFERENCE	16-2	9-0	7-2	0-0
NON-CONFERENCE	8-4	3-1	0-1	5-2

Score by Periods

Team	1st	2nd	OT	TOT
Alabama	1121	1266	0	2387
Opponents	991	1102	0	2093

Team Box Score

No.	Player				Total		3-Point		F-Throw		Rebounds											
		GP-GS	MIN	AVG	FG-FGA	FG%	3FG-FGA	3FG%	FT-FTA	FT%	OFF	DEF	TOT	AVG	PF	DQ	A	TO	BLK	STL	PTS	AVG
5	SHACKELFORD, Jaden	30-29	879:11	29.3	142-349	.407	57-169	.337	85-113	.752	26	88	114	3.8	48	1	60	43	2	26	426	14.2
13	QUINERLY, Jahvon	27-7	667:47	24.7	123-253	.486	47-106	.443	49-68	.721	12	42	54	2.0	51	1	80	64	1	19	342	12.7
23	PETTY JR., John	29-28	896:46	30.9	124-288	.431	70-187	.374	38-50	.760	25	122	147	5.1	62	1	57	56	16	37	356	12.3
1	JONES, Herbert	30-30	816:10	27.2	116-264	.439	20-51	.392	84-116	.724	71	125	196	6.5	86	4	102	81	34	53	336	11.2
11	PRIMO, Joshua	28-19	634:06	22.6	78-183	.426	41-105	.390	31-41	.756	30	65	95	3.4	48	0	25	41	8	17	228	8.1
2	BRUNER, Jordan	21-21	409:45	19.5	45-103	.437	20-62	.323	19-27	.704	38	51	89	4.2	37	0	28	20	21	27	129	6.1
14	ELLIS, Keon	29-4	497:46	17.2	53-108	.491	20-52	.385	33-44	.750	26	86	112	3.9	58	1	31	31	10	30	159	5.5
3	REESE, Alex	30-9	445:06	14.8	58-168	.345	29-115	.252	12-15	.800	21	68	89	3.0	41	1	19	16	16	14	157	5.2
4	GARY, Juwan	27-1	215:42	8.0	40-78	.513	1-9	.111	14-27	.519	32	37	69	2.6	32	0	4	12	11	12	95	3.5
33	ROJAS, James	28-1	326:41	11.7	28-80	.350	6-26	.231	24-36	.667	20	58	78	2.8	58	0	11	30	6	16	86	3.1
12	MILES, Darius	16-0	69:46	4.4	12-29	.414	7-20	.350	7-8	.875	3	12	15	0.9	8	0	4	15	4	3	38	2.4
24	QUINERLY, Jaden	1-0	00:46	0.8	1-1	1.000	0-0	.000	0-0	.000	0	0	0	0.0	1	0	0	0	0	0	2	2.0
22	AMBROSE-HYLTON, Keon	17-0	72:45	4.3	9-14	.643	0-0	.000	1-4	.250	3	10	13	0.8	9	0	2	3	1	1	19	1.1
21	JOHNSON, Britton	11-0	16:14	1.5	2-5	.400	2-5	.400	0-0	.000	1	2	3	0.3	5	0	1	0	0	0	6	0.5
15	BARNES, Tyler	12-1	22:29	1.9	1-3	.333	0-2	.000	2-4	.500	1	7	8	0.7	2	0	1	0	0	2	4	0.3
30	WALL, Kendall	14-0	27:01	1.9	2-10	.200	0-3	.000	0-1	.000	3	5	8	0.6	7	0	1	3	1	2	4	0.3
25	COTTRELL, Adam	1-0	01:04	1.1	0-0	.000	0-0	.000	0-0	.000	0	0	0	0.0	0	0	0	0	0	0	0	0.0
10	HEARD, Delaney	2-0	02:20	1.2	0-1	.000	0-0	.000	0-0	.000	0	1	1	0.5	1	0	0	0	0	0	0	0.0
Team											60	64	124					6				
Total		30	6001		834-1937	.431	320-912	.351	399-554	.720	372	843	1215	40.5	554	9	426	421	131	259	2387	79.6
Opponents		30	6000		753-1860	.405	180-625	.288	407-593	.686	357	810	1167	38.9	549	8	331	475	145	240	2093	69.8

IONA COLLEGE OVERALL STATISTICS

Overall record: 12-5 Conf: 6-3 Home: 4-2 Away: 4-3 Neutral: 4-0

#	Player	gp-gs	min	avg	Total		3-Point		F-Throw		Rebounds				pf	dq	a	to	blk	stl	pts	avg
					fg-fga	fg%	3fg-fga	3fg%	ft-fa	ft%	off	def	tot	avg								
20	Ross, Isaiah	17-17	582	34.2	107-235	.455	43-110	.391	56-69	.812	15	50	65	3.8	30	0	25	50	1	25	313	18.4
02	Gist, Asante	15-13	439	29.3	53-153	.346	21-63	.333	72-81	.889	2	29	31	2.1	32	1	55	37	1	11	199	13.3
23	Jr. Joseph, Nelly	17-15	465	27.4	78-131	.595	0-1	.000	37-58	.638	51	78	129	7.6	57	4	22	39	26	10	193	11.4
00	JeanLouis, Berrick	17-17	535	31.5	53-109	.486	17-44	.386	17-30	.567	23	72	95	5.6	59	6	30	31	18	39	140	8.2
24	van Eyck, Dylan	17-6	427	25.1	43-98	.439	14-45	.311	24-32	.750	30	81	111	6.5	53	5	41	31	10	9	124	7.3
03	Myers, Ryan	17-3	273	16.1	34-81	.420	19-42	.452	17-24	.708	3	22	25	1.5	26	0	17	17	2	3	104	6.1
55	Shema, Osborn	9-0	123	13.7	12-21	.571	0-2	.000	7-10	.700	10	24	34	3.8	14	0	5	6	2	3	31	3.4
05	Chavez, Tahlik	16-1	149	9.3	13-54	.241	10-42	.238	15-16	.938	4	15	19	1.2	16	0	13	8	1	6	51	3.2
11	Koroma, Dwayne	17-11	261	15.4	21-48	.438	1-6	.167	5-15	.333	16	43	59	3.5	49	4	20	19	4	6	48	2.8
10	Brown, Robert	4-2	32	8.0	2-6	.333	0-0	.000	0-0	.000	1	2	3	0.8	12	0	2	9	2	0	4	1.0
13	Rowe, Omar	7-0	24	3.4	1-2	.500	1-1	1.000	2-4	.500	1	3	4	0.6	6	0	1	1	0	1	5	0.7
15	Crafoord, Johan	6-0	20	3.3	1-2	.500	0-0	.000	2-2	1.000	0	2	2	0.3	6	0	2	3	0	0	4	0.7
01	Cashaw, Colton	8-0	39	4.9	2-7	.286	0-0	.000	0-0	.000	0	3	3	0.4	6	0	4	2	0	3	4	0.5
44	Carey, James	4-0	5	1.3	1-2	.500	0-1	.000	0-0	.000	0	0	0	0.0	1	0	0	0	0	0	2	0.5
50	James, Trey	2-0	6	3.0	0-0	.000	0-0	.000	1-2	.500	1	1	2	1.0	2	0	0	2	0	0	1	0.5
04	Weiss, Parker	10-0	16	1.6	2-2	1.000	1-1	1.000	0-0	.000	1	0	1	0.1	1	0	0	0	0	0	5	0.5
12	Brooks, Jordan	2-0	4	2.0	0-0	.000	0-0	.000	0-0	.000	0	0	0	0.0	0	0	0	0	0	0	0	0.0
Team											33	23	56		3		12					
Total.....		17	3400		423-951	.445	127-358	.355	255-343	.743	191	448	639	37.6	373	20	237	267	67	116	1228	72.2
Opponents.....		17	3400		363-910	.399	104-345	.301	291-421	.691	159	379	538	31.6	334	9	197	233	43	125	1121	65.9

TEAM STATISTICS

	ION	OPP
SCORING	1228	1121
Points per game	72.2	65.9
Scoring margin	+6.3	-
FIELD GOALS-ATT	423-951	363-910
Field goal pct	.445	.399
3 POINT FG-ATT	127-358	104-345
3-point FG pct	.355	.301
3-pt FG made per game	7.5	6.1
FREE THROWS-ATT	255-343	291-421
Free throw pct	.743	.691
F-Throws made per game	15.0	17.1
REBOUNDS	639	538
Rebounds per game	37.6	31.6
Rebounding margin	+5.9	-
ASSISTS	237	197
Assists per game	13.9	11.6
TURNOVERS	267	233
Turnovers per game	15.7	13.7
Turnover margin	-2.0	-
Assist/turnover ratio	0.9	0.8
STEALS	116	125
Steals per game	6.8	7.4
BLOCKS	67	43
Blocks per game	3.9	2.5
ATTENDANCE	0	0
Home games-Avg/Game	6-0	7-0
Neutral site-Avg/Game	-	4-0

Date	Opponent		Score	Att.
11/30/20	at Seton Hall	L	64-86	0
12/05/20	at Hofstra	W	82-74	0
12/08/20	MORGAN STATE	L	72-83	0
* 12/11/20	at Fairfield	W	70-42	0
* 12/12/20	at Fairfield	L	52-67	0
* 12/18/20	at Rider	W	70-56	0
* 12/19/20	at Rider	W	72-64	0
12/23/20	COPPIN STATE	W	85-65	0
* 02/12/21	MANHATTAN	W	85-67	0
* 02/13/21	MANHATTAN	L	70-77	0
* 02/17/21	at Quinnipiac	L	70-74	0
* 02/19/21	MONMOUTH	W	91-86	0
* 02/20/21	MONMOUTH	W	88-65	0
! 03/09/21	vs Quinnipiac	W	72-48	0
! 03/10/21	vs Siena	W	55-52	0
! 03/12/21	vs Niagara	W	70-64	0
! 03/13/21	vs Fairfield	W	60-51	0

* = MAAC game

! = MAAC Championship - Atlantic City, NJ

Score by Periods	1st	2nd	Totals
Iona College	602	626	1228
Opponents	519	602	1121

IONA COLLEGE MAAC STATISTICS

Overall record: 6-3 Conf: 6-3 Home: 3-1 Away: 3-2 Neutral: 0-0

#	Player	gp-gs	min	avg	Total		3-Point		F-Throw		Rebounds				pf	dq	a	to	blk	stl	pts	avg
					fg-fga	fg%	3fg-fga	3fg%	ft-fa	ft%	off	def	tot	avg								
20	Ross, Isaiah	9-9	297	33.0	57-115	.496	23-54	.426	34-41	.829	6	17	23	2.6	17	0	14	22	0	16	171	19.0
02	Gist, Asante	9-8	267	29.7	33-93	.355	11-37	.297	33-39	.846	2	17	19	2.1	19	0	38	27	0	9	110	12.2
23	Jr. Joseph, Nelly	9-9	231	25.7	44-70	.629	0-1	.000	20-31	.645	23	36	59	6.6	34	3	8	25	14	3	108	12.0
00	JeanLouis, Berrick	9-9	278	30.9	27-56	.482	11-24	.458	10-16	.625	9	35	44	4.9	32	3	19	18	12	19	75	8.3
24	van Eyck, Dylan	9-4	224	24.9	22-56	.393	10-28	.357	13-20	.650	15	44	59	6.6	26	3	25	15	8	6	67	7.4
03	Myers, Ryan	9-1	144	16.0	22-44	.500	12-25	.480	10-14	.714	2	14	16	1.8	13	0	10	6	2	2	66	7.3
55	Shema, Osborn	5-0	76	15.2	7-12	.583	0-2	.000	4-6	.667	3	17	20	4.0	10	0	3	5	1	2	18	3.6
11	Koroma, Dwayne	9-5	144	16.0	9-23	.391	0-4	.000	5-11	.455	7	27	34	3.8	26	3	9	11	1	4	23	2.6
05	Chavez, Tahlík	9-0	52	5.8	3-17	.176	2-12	.167	6-6	1.000	2	5	7	0.8	9	0	3	5	1	3	14	1.6
44	Carey, James	2-0	3	1.5	1-1	1.000	0-0	.000	0-0	.000	0	0	0	0.0	1	0	0	0	0	0	2	1.0
15	Crafoord, Johan	4-0	18	4.5	1-2	.500	0-0	.000	2-2	1.000	0	2	2	0.5	4	0	2	2	0	0	4	1.0
04	Weiss, Parker	6-0	14	2.3	2-2	1.000	1-1	1.000	0-0	.000	0	0	0	0.0	1	0	0	0	0	0	5	0.8
13	Rowe, Omar	4-0	8	2.0	0-1	.000	0-0	.000	2-4	.500	1	1	2	0.5	2	0	0	0	0	0	2	0.5
50	James, Trey	2-0	6	3.0	0-0	.000	0-0	.000	1-2	.500	1	1	2	1.0	2	0	0	2	0	0	1	0.5
01	Cashaw, Colton	5-0	28	5.6	1-4	.250	0-0	.000	0-0	.000	0	2	2	0.4	5	0	3	1	0	2	2	0.4
10	Brown, Robert	1-0	6	6.0	0-1	.000	0-0	.000	0-0	.000	1	0	1	1.0	2	0	1	2	0	0	0	0.0
12	Brooks, Jordan	2-0	4	2.0	0-0	.000	0-0	.000	0-0	.000	0	0	0	0.0	0	0	0	0	0	0	0	0.0
Team											20	12	32		2		4					
Total.....		9	1800		229-497	.461	70-188	.372	140-192	.729	92	230	322	35.8	205	12	135	145	39	66	668	74.2
Opponents.....		9	1800		192-496	.387	47-166	.283	167-229	.729	95	203	298	33.1	180	4	105	129	29	68	598	66.4

TEAM STATISTICS

	ION	OPP
SCORING	668	598
Points per game	74.2	66.4
Scoring margin	+7.8	-
FIELD GOALS-ATT	229-497	192-496
Field goal pct	.461	.387
3 POINT FG-ATT	70-188	47-166
3-point FG pct	.372	.283
3-pt FG made per game	7.8	5.2
FREE THROWS-ATT	140-192	167-229
Free throw pct	.729	.729
F-Throws made per game	15.6	18.6
REBOUNDS	322	298
Rebounds per game	35.8	33.1
Rebounding margin	+2.7	-
ASSISTS	135	105
Assists per game	15.0	11.7
TURNOVERS	145	129
Turnovers per game	16.1	14.3
Turnover margin	-1.8	-
Assist/turnover ratio	0.9	0.8
STEALS	66	68
Steals per game	7.3	7.6
BLOCKS	39	29
Blocks per game	4.3	3.2
ATTENDANCE	0	0
Home games-Avg/Game	4-0	5-0
Neutral site-Avg/Game	-	0-0

Date	Opponent		Score	Att.
* 12/11/20	at Fairfield	w	70-42	0
* 12/12/20	at Fairfield	L	52-67	0
* 12/18/20	at Rider	w	70-56	0
* 12/19/20	at Rider	w	72-64	0
* 02/12/21	MANHATTAN	w	85-67	0
* 02/13/21	MANHATTAN	L	70-77	0
* 02/17/21	at Quinnipiac	L	70-74	0
* 02/19/21	MONMOUTH	w	91-86	0
* 02/20/21	MONMOUTH	w	88-65	0

* - MAAC game

Score by Periods	1st	2nd	Totals
Iona College	338	330	668
Opponents	294	304	598



IONA GAELS BASKETBALL

ROSTER / QUICK FACTS

NUMERICAL

No.	Name	Cl.	Pos.	Ht.	Wt.	Hometown / Last School
0	Berrick JeanLouis	Jr.	G	6-4	195	Lehigh Acres, FL / Florida SW State
1	Colton Cashaw	Sr.	G	6-2	185	Charlotte, NC / Spartanburg Methodist (SC)
2	Asante Gist	Sr.	G	5-10	185	East Orange, NJ / St. Anthony
3	Ryan Myers	Fr.	G	6-0	170	Brooklyn, NY / Christ the King
4	Parker Weiss	So.	G	6-2	175	Naples, FL / Community School of Naples
5	Tahlik Chavez	So.	G	6-1	160	Arlington, TX / Garden City CC
11	Dwayne Koroma	Fr.	F	6-7	190	Berlin, Germany / Bishop Walsh (Md.)
12	Jordan Brooks	Fr.	G	6-4	190	Grayson, KY / Bosco Institute (IN)
13	Omar Rowe	Fr.	G	6-5	185	Queens, NY / Sacred Heart HS (CT)
15	Johan Crafoord	Fr.	F	6-8	230	Stockholm, Sweden / Glove Prep Christian (FL)
20	Isaiah Ross	Sr.	G	6-3	200	Davenport, IA / UMKC
23	Nelly Junior Joseph	Fr.	F	6-9	230	Benin City, Nigeria / NBA Acad. Africa (Senegal)
24	Dylan van Eyck	Sr.	F	6-8	210	Boskoop, Netherlands / NE Oklahoma A&M
44	James Carey	So.	G	5-10	160	Pelham, NY / Gettysburg College (Pa.)
50	Trey James	Fr.	F	6-10	240	Inez, KY / Martin County
55	Osborn Shema	So.	F	7-0	200	Kanombe, Rwanda / New Mexico Military Inst.

Head Coach: Rick Pitino (UMass '74), first season

Assistant Coaches: Tom Abatemarco (Dowling '73), Casey Stanley (Iona '08), Ricky Johns (Utah '07)

Director of Operations: Joseph Kuhl (Texas '15)

Assistant to the Head Coach: Jeff Martin (LeTourneau '17)

Graduate Manager: Adam Kaplan (Suffolk '15)

Head Athletic Trainer: Sam De Rosa (Iona '87)

Strength & Conditioning Coach: Kelly Shaver (Georgia Southern '07)

Athletic Communications Contacts: Brian Beyrer (Iona '01), Jonathan Stanko (Iona '14)

BY CLASS:

Seniors (4)	Colton Cashaw
	Asante Gist
	Isaiah Ross
	Dylan van Eyck
Juniors (1)	Berrick JeanLouis
Sophomores (4)	James Carey
	Tahlik Chavez
	Osborn Shema
	Parker Weiss
Freshmen (7)	Jordan Brooks
	Johan Crafoord
	Trey James
	Nelly Junior Joseph
	Dwayne Koroma
	Ryan Myers
	Omar Rowe

BY STATE:

New York (3)	James Carey
	Ryan Myers
	Omar Rowe
New Jersey (1)	Asante Gist
Florida (2)	Berrick JeanLouis
	Parker Weiss
Kentucky (2)	Jordan Brooks
	Trey James
Iowa (1)	Isaiah Ross
North Carolina (1)	Colton Cashaw
Texas (1)	Tahlik Chavez
Germany (1)	Dwayne Koroma
Nigeria (1)	Nelly Junior Joseph
Netherlands (1)	Dylan van Eyck
Rwanda (1)	Osborn Shema
Sweden (1)	Johan Crafoord

BY TENURE:

Returners (5)	Colton Cashaw
	Asante Gist ^s
	Isaiah Ross ^s
	Dylan van Eyck
	Parker Weiss
Newcomers (11)	Jordan Brooks
	James Carey
	Tahlik Chavez
	Johan Crafoord
	Trey James
	Berrick JeanLouis
	Nelly Junior Joseph
	Dwayne Koroma
	Ryan Myers
	Omar Rowe
	Osborn Shema

^s - returning 2019-20 starter

PRONUNCIATION GUIDE:

#0	B. JeanLouis	JOHN-lou-EESE	#5	T. Chavez	tah-LEEK SHA-vez
#1	C. Cashaw	CASH-aww	#15	J. Crafoord	CRAW-ford
#3	A. Gist	ah-SAHN-tay GIST	#24	D. van Eyck	von IKE
		(hard "g", like "gas")	#55	O. Shema	SHE-ma

QUICK FACTS

Name	Iona College
Location	New Rochelle, NY 10801-1890
Founded	1940
Enrollment	3,287
Nickname	Gaels
Colors	Maroon & Gold
Affiliation	NCAA Division I
Conference	Metro Atlantic Athletic (MAAC)
Home Court (Capacity)	Hynes Center (2,578)
President	Seamus Carey, Ph.D.
Director of Athletics	Matt Giovaski
Sr. Assoc. AD/Sports Med	Sam De Rosa
Strength and Conditioning Coach	Kelly Shaver
Team Physician	Dr. Riley Williams
Athletics Phone	(914) 633-2654

BASKETBALL INFORMATION

First Season	1940-41 (77 years)
All-Time Record	1,214-890 (.577)
NCAA Appearances	15
	(1979, 1980, 1984, 1985, 1998, 2000, 2001, 2006, 2012, 2013, 2016, 2017, 2018, 2019, 2021)
NIT Appearances	Six
	(1982, 1983, 1996, 1997, 2014, 2015)
MAAC Tournament Championships	13
	(1982, 1984, 1985, 1998, 2000, 2001, 2006, 2013, 2016, 2017, 2018, 2019, 2021)
MAAC Regular Season Championships	10
	(1982-83, 1984-85, 1995-96, 1996-97, 1997-98, 2000-01, 2011-12, 2013-14, 2014-15, 2018-19)
2020-21 Record	12-5
2020-21 MAAC Record/Finish	6-3/T-2nd
Head Coach	Rick Pitino (first season)
Record at Iona	12-5 (.706)
NCAA Record	782-276 (.739) / 33rd season
Assistant Coach	Tom Abatemarco
Assistant Coach	Casey Stanley
Assistant Coach	Ricky Johns
Dir. of Operations	Joseph Kuhl

ATHLETIC COMMUNICATIONS

Sr. Associate AD	Brian Beyrer (Iona '01)
Office	(914) 637-2726
Cell	(914) 497-3136
E-mail	bbeyrer@iona.edu
Assistant AD	Jonathan Stanko (Iona '14)
Office	(914) 633-2310
E-mail	jstanko@iona.edu
Asst. Director	Jack Clark (Iona '17)
Office	(914) 633-2334
E-mail	jclark@iona.edu

IONA GAELS MULTIMEDIA: SOCIAL MEDIA GUIDE



@ICGaels, @IonaGaelsMBB, #ICMBB

IONA GAELS (12-5, 6-3 MAAC)



RECORD	THIS YR	LAST YR	STATS	IONA	OPPONENT	UPCOMING SCHEDULE		
OVERALL	12-5	12-17	FG%	44.5%	39.9%	With a win: 3/22 UConn/Maryland	TBD	TBD
MAAC	6-3	9-11	FT%	74.3%	69.1%			
HOME	4-2	5-4	3FG%	35.5%	30.1%			
ROAD	4-3	4-9	POINTS	72.2	65.9			
VS. ALA	0-0	0-0	REBOUNDS	37.6	31.6			
LAST5	5-0	---	TURNOVERS	15.7	13.7			

0	Berrick JEANLOUIS (<i>JOHN-lou-EESE</i>) Jr. • 6-4 • 195 • Lehigh Acres, FL		<ul style="list-style-type: none"> MAAC All-Tourney: 8.8ppg, 5.8rpg, 2.0apg, 2.3spg, 54.2 FG%, 42.9 3FG% Matched career-high with 11r in MAAC QF vs. Quinnipiac One of two players (Ross) to start all 16 games Leads MAAC 2.5 spg; No. 8 with 1.1 bpg Called upon to defend opponent's top player Transfer from NM. St. (18-19) via Florida SW State (19-20). 			LAST GAME		
	CAREER HIGH P-R-A					6 pts, 4 reb, 4 ast		
	16-11-3	8.2 PPG 48.6% FG	5.6 RPG 38.6% 3FG	1.8 APG 56.7% FT		2-5 FG		
1	Colton CASHAW (<i>CASH-aww</i>) Sr. • 6-2 • 185 • Charlotte, NC		<ul style="list-style-type: none"> Second-year back-up point guard One of four returning scholarship players for Iona Made his season debut vs. Manhattan on Feb. 12 Scored his first field goal of season vs. Monmouth Feb. 19 			LAST GAME		
	CAREER HIGH P-R-A					0 pts, 1 reb, 0 ast		
	3-4-3	0.5 PPG 28.6% FG	0.4 RPG 0-0 3FG	0.5 APG 0-0 FT		0-1 FG		
2	Asante GIST (<i>hard "g", like "gas"</i>) Sr. • 5-10 • 185 • E. Orange, NJ		<ul style="list-style-type: none"> MAAC Tourney MVP: 16.3ppg, 2.8rpg, 2.8apg, 28-for-29 FTA Leads MAAC with 88.9 FT% Senior captain... Six straight 10+ point efforts (seas-best) Ranks No. 3 in MAAC with 3.7 apg Had first career double-double (15p/10r) at Rider on Dec. 19. Local product from Northern NJ, played for legendary head coach Bob Hurley at St. Anthony 			LAST GAME		
	CAREER HIGH P-R-A					18 pts, 4 reb, 1 ast		
	28-7-10	13.3 PPG 34.6% FG	2.1 RPG 33.3% 3FG	3.7 APG 88.9% FT		5-13 FG, 2 3FG		
3	Ryan MYERS Fr. • 6-0 • 170 • Brooklyn, NY		<ul style="list-style-type: none"> 10.0 ppg, 2.2 3FG/g, 61.5 FG%, 61.1 3FG in last 3 reg. seas. GP Has five double-digit point scoring efforts including career-high 14 at FFD and back-to-back vs. MON Started three games at Hofstra, vs. Morgan St., at Rider First-year scoring guard from New York City. CHSAA product from Christ the King HS Averaged 21.3p, 5.2r, 4.5a as a senior with Royals. 			LAST GAME		
	CAREER HIGH P-R-A					0 pts, 1 reb, 0 ast		
	14-4-2	6.1 PPG 42.0% FG	1.5 RPG 45.2% 3FG	1.0 APG 70.8% FT		0-2 FG		
4	Parker WEISS So. • 6-2 • 175 • Naples, FL		<ul style="list-style-type: none"> Second-year walk-on Has appeared in 10 of Iona's 17 games this year Connected on a three-point attempt Feb. 12 vs. MAN Set his HS school record for career 3FG Also standout WR on the school's football team Brother Cooper is a senior football player at Fordham 			LAST GAME		
	CAREER HIGH P-R-A					DNP		
	3-1-0	0.5 PPG 100.0% FG	0.1 RPG 100% 3FG	0.0 APG 0-0 FT				
5	Tahlik CHAVEZ (<i>tah-LEEK SHA-vez</i>) So. • 6-1 • 160 • Arlington, TX		<ul style="list-style-type: none"> Sophomore scoring guard from Dallas, TX area Had season-best 7r vs. Coppin State Led Gaels with season-best 17p vs. Morgan State Started season opener at Seton Hall Played rookie campaign at Garden City CC Averaged 20.4p with 104 3FG as a freshman Coach Pitino's first verbal commitment at Iona 			LAST GAME		
	CAREER HIGH P-R-A					0 pts, 0 reb, 0 ast		
	17-7-5	3.2 PPG 24.1% FG	1.2 RPG 23.8% 3FG	0.8 APG 93.8% FT		0-0 FG		
11	Dwayne KOROMA Fr. • 6-7 • 190 • Berlin, Germany		<ul style="list-style-type: none"> Rookie forward from Berlin, Germany Had season-highs 10p twice vs. Quinnipiac Had season-best 7r at Hofstra. Earned 11 starts including the last nine games Played HS basketball in western Maryland last year. Played club ball for Berlin Tigers. 			LAST GAME		
	CAREER HIGH P-R-A					2 pts, 3 reb, 1 ast		
	10-7-3	2.8 PPG 43.8% FG	3.5 RPG 16.7% 3FG	1.2 APG 33.3% FT		1-1 FG		
12	JORDAN BROOKS Fr. • 6-4 • 190 • Grayson, KY		<ul style="list-style-type: none"> First-year walk-on Made first appearance of season at Rider Played at East Carter HS before prep at Don Bosco in Crown Point, IN. Son of former Rick Pitino student-athlete and assistant coach Delray Brooks. 			LAST GAME		
	CAREER HIGH P-R-A					DNP		
	0-0-0	0.0 PPG 0-0 FG	0.0 RPG 0-0 3FG	0.0 APG 0-0 FT				

13	Omar ROWE Fr. • 6-5 • 185 • Queens, NY	<ul style="list-style-type: none"> First-year wing from Queens Scored his first collegiate points from free throw line at Fairfield on Dec. 11. Played scholastically in Waterbury, CT before a prep season down South. Also played at Lincoln HS in Brooklyn with SPU's KC Ndefo 	
CAREER HIGH P-R-A 3-2-1	0.7 PPG 0.6 RPG 0.1 APG 50.0% FG 100% 3FG 50.0% FT		LAST GAME DNP
15	Johan CRAFOORD (CRAW-ford) Fr. • 6-8 • 230 • Stockholm, Sweden	<ul style="list-style-type: none"> First-year forward from Sweden. Has played 20 minutes over six games. Scored first collegiate points from the free throw line at Fairfield. Had first field goal at Rider. Played prep school in Florida last season. 	
CAREER HIGH P-R-A 2-2-1	0.7 PPG 0.3 RPG 0.3 APG 50.0% FG 0-0 3FG 100% FT		LAST GAME DNP
20	Isaiah ROSS Sr. • 6-3 • 200 • Davenport, IA	<ul style="list-style-type: none"> MAAC All-Tourney: 11.0ppg, 5.5rpg, 1spg, 5 3FG All-MAAC First Team selection, senior captain. Has started all 17 games Ranks #1 in MAAC in scoring; 3 games 3/ 30+ points this yr 3x MAAC Player of the Week (12/7, 12/21, 12/28) Scored 1,000th collegiate point at Hofstra Played first two collegiate seasons at UMKC 	
CAREER HIGH P-R-A 33-9-5	18.4 PPG 3.8 RPG 1.5 APG 45.5% FG 39.1% 3FG 81.2% FT		LAST GAME 13 pts, 5 reb, 1 ast 5-14 FG, 1 3FG
23	Nelly JUNIOR JOSEPH Fr. • 6-9 • 230 • Benin City, Nigeria	<ul style="list-style-type: none"> MAAC Tourney: 9.0ppg, 9.3pg, 1.9apg, 1.0stl, 53.6 FG% MAAC Rookie of the Year 4x MAAC Rookie of the Week (12/7, 12/21, 12/28, 2/15) Has four double-doubles: at HOF, vs. COPP, vs. MON, vs. FFD No. 1 on team in RPG, BPG, FG%. Leads MAAC rookies in scoring, rebounding, FG%, blocks Attended NBA Academy Africa in Senegal last season 	
CAREER HIGH P-R-A 19-12-4	11.4 PPG 7.6 RPG 1.3 APG 59.5% FG 0.0% 3FG 63.8% FT		LAST GAME 12 pts, 11 reb, 2 ast 3 blk, 5-7 FG
24	Dylan VAN EYCK (von IKE) Sr. • 6-8 • 210 • Boskoop, Netherlands	<ul style="list-style-type: none"> Senior captain. Matched season-high with 14p in MAAC Semi vs. Niagara No. 5 on team in PPG, No. 2 RPG & APG. Had first Iona double-double with 14p/12r at FFD (12/11). Has four games with 10+ rebounds Appeared in all but two games last season with 13 starts. Plays on Dutch national 3x3 team in line for 2021 Olympics. 	
CAREER HIGH P-R-A 15-13-6	7.3 PPG 6.5 RPG 2.4 APG 43.9% FG 31.1% 3FG 75.0% FT		LAST GAME 9 pts, 4 reb, 0 ast 4-7 FG, 1 3FG
44	James CAREY So. • 5-10 • 160 • Pelham, NY	<ul style="list-style-type: none"> First-year walk-on from nearby Pelham, NY. Made his Iona debut in win at Fairfield on Dec. 11 Scored first D-I points vs. Monmouth in last game Played freshman season at D-III Gettysburg College (PA) Lettered in basketball and cross country at Sayre School in Lexington, KY and Pelham Memorial in Pelham, NY. 	
CAREER HIGH P-R-A 5-1-0	0.5 PPG 0.0 RPG 0.0 APG 50.0% FG 0.0% 3FG 0-0 FT		LAST GAME DNP
50	Trey JAMES Fr. • 6-10 • 240 • Inez, KY	<ul style="list-style-type: none"> Enrolled at Iona a semester early after graduating high school in December. Immediately eligible. Appeared in six minutes in two GP vs. Monmouth Should be HS senior looks made his Iona debut Feb. 19 Was one of the premier big men in the state of Kentucky. Broke the state's career blocks record as a junior. 	
CAREER HIGH P-R-A 1-2-0	0.5 PPG 1.0 RPG 0.0 APG 0-0 FG 0-0 3FG 50.0% FT		LAST GAME DNP
55	Osborn SHEMA (SHE-ma) So. • 7-0 • 200 • Kanombe, Rwanda	<ul style="list-style-type: none"> Sophomore post performer from Rwanda Made his season debut Feb. 19 vs. Manhattan Scored 9p with 3r, 2a and 3-6 FGA the next night Grabbed 10 reb off bench vs. MON & QUI in last 2 GP Originally committed to FGCU before a year at New Mexico Military Institute One of Iona's top recruits for the 2020-21 campaign. 	
CAREER HIGH P-R-A 9-10-2	3.4 PPG 3.8 RPG 0.6 APG 57.1% FG 0.0% 3FG 70.0% FT		LAST GAME 0 pts, 2 reb, 0 ast 0-0 FG

MAAC LEADERBOARD

Scoring Offense	2nd	72.2	3FG Made	3rd	7.4	Turnover Margin	9th	-2.0
Scoring Defense	5th	65.9	FT Pct.	1st	.743	Turnovers	11th	15.7
Scoring Margin	1st	+6.3	Reb. Offense	1st	37.6	Turnovers Forced	5th	13.7
FG Pct.	2nd	.445	Reb. Defense	1st	31.6	Ast./TO Ratio	7th	0.89
FG Pct. Defense	4th	.399	Offensive Reb.	2nd	11.2	Blocks	4th	3.9
3FG Pct.	2nd	.355	Defensive Reb.	4th	26.4	Assists	2nd	13.9
3FG Pct. Defense	2nd	.301	Reb. Margin	1st	+5.9	Steals	4th	6.8



IONA GAELS BASKETBALL

RADIO-TV ROSTER



Berrick JEANLOUIS

0 Jr. • G • 6-4 • 195
LEHIGH ACRES, FL



COLTON CASHAW

1 Sr. • G • 6-2 • 185
CHARLOTTE, NC



ASANTE GIST

2 Sr. • G • 5-10 • 185
EAST ORANGE, NJ



RYAN MYERS

3 Fr. • G • 6-0 • 170
BROOKLYN, NY



PARKER WEISS

4 So. • G • 6-2 • 175
NAPLES, FL



TAHLIK CHAVEZ

5 So. • G • 6-1 • 160
ARLINGTON, TX



DWAYNE KOROMA

11 Fr. • F • 6-7 • 190
BERLIN, GERMANY



Jordan BROOKS

12 Fr. • G • 6-4 • 190
GRAYSON, KY



OMAR ROWE

13 Fr. • G • 6-5 • 185
QUEENS, NY



JOHAN CRAFOORD

15 Fr. • F • 6-8 • 230
STOCKHOLM, SWEDEN



ISAIAH ROSS

20 Sr. • G • 6-3 • 200
DAVENPORT, IA



NELLY JUNIOR JOSEPH

23 Fr. • F • 6-9 • 230
BENIN CITY, NIGERIA



DYLAN VAN EYCK

24 Sr. • F • 6-8 • 210
BOSKOOP, NETHERLANDS



JAMES CAREY

44 So. • G • 5-10 • 160
PELHAM, NY



TREY JAMES

50 Fr. • F • 6-10 • 240
INEZ, KY



OSBORN SHEMA

55 So. • F • 7-0 • 200
KANOMBE, RWANDA

PRONUNCIATION GUIDE:

- #0 JeanLouis • JOHN-lou-EESE
- #1 Cashaw • CASH-aww
- #3 Gist • ah-SAHN-tay GIST (hard "g", like "gas")
- #5 Chavez • tah-LEEK SHA-vez
- #15 Crafoord • CRAW-ford
- #24 van Eyck • von IKE
- #55 Shema • SHE-ma

COACHING STAFF



RICK PITINO

HEAD COACH
FIRST SEASON



TOM ABATEMARCO

ASSISTANT COACH
FIRST SEASON



CASEY STANLEY

ASSISTANT COACH
FIRST SEASON



RICKY JOHNS

ASSISTANT COACH
FOURTH SEASON



JOEY KUHL

DIRECTOR OF OPERATIONS
FIRST SEASON



JEFF MARTIN

ASST. TO THE HEAD COACH
FIRST SEASON